

2023 GRADY COUNTY ASSESSOR'S OFFICE REPORT TO THE EXCISE BOARD

RECEIVED
JUL 28 2023
OFFICE OF
GRADY CO. CLERK

CITY/TOWN							
DISTRICT / DESCRIPTION	PERSONAL PROPERTY	REAL PROPERTY	PUBLIC SERVICE	TOTAL VALUATION	HOMESTEAD EXEMPTIONS	VETERAN EXEMPTIONS	NET VALUATION
ALEX	65,935	1,884,483	1,631,384	3,581,802	106,339	43,914	3,431,549
AMBER-POCASSET	273,946	2,245,190	2,493,587	5,012,723	115,511	27,027	4,870,185
CHICKASHA	17,669,543	92,428,716	6,305,185	116,403,444	2,674,678	1,351,425	112,377,341
MINCO	347,770	8,124,727	2,944,743	11,417,240	356,624	157,516	10,903,100
NINNEKAH	236,887	6,979,669	586,205	7,802,761	231,637	107,348	7,463,776
NORGE	20,106	203,614	32,106	255,826	11,000	0	244,826
RUSH SPRINGS	203,114	3,502,076	949,670	4,654,860	208,393	62,801	4,383,666
TUTTLE	18,842,454	73,224,828	1,625,016	93,692,298	1,635,585	3,047,773	89,008,940
VERDEN	98,680	1,453,213	226,838	1,778,731	122,092	30,366	1,626,273
CITY/TOWN TOTAL VALUATION	37,758,435	190,046,516	16,794,734	244,599,685	5,461,859	4,828,170	234,309,656

EMS							
DISTRICT / DESCRIPTION	PERSONAL PROPERTY	REAL PROPERTY	PUBLIC SERVICE	TOTAL VALUATION	HOMESTEAD EXEMPTIONS	VETERAN EXEMPTIONS	NET VALUATION
GRADY EMS	355,036,802	405,322,645	89,005,111	849,364,558	11,383,612	13,319,010	824,661,936
MCCLAIN EMS	6,326,620	32,462,854	1,751,671	40,541,145	850,870	1,406,525	38,283,750
EMS TOTAL VALUATION	361,363,422	437,785,499	90,756,782	889,905,703	12,234,482	14,725,535	862,945,686

COUNTY							
DISTRICT / DESCRIPTION	PERSONAL PROPERTY	REAL PROPERTY	PUBLIC SERVICE	TOTAL VALUATION	HOMESTEAD EXEMPTIONS	VETERAN EXEMPTIONS	NET VALUATION
ENTIRE COUNTY	361,363,422	437,785,499	90,756,782	889,905,703	12,234,482	14,725,535	862,945,686
COUNTY TOTAL VALUATION	361,363,422	437,785,499	90,756,782	889,905,703	12,234,482	14,725,535	862,945,686

COMMCOLLEGE							
DISTRICT / DESCRIPTION	PERSONAL PROPERTY	REAL PROPERTY	PUBLIC SERVICE	TOTAL VALUATION	HOMESTEAD EXEMPTIONS	VETERAN EXEMPTIONS	NET VALUATION
V19 - RED RIVER	12,109,866	2,373,334	2,453,897	16,937,097	69,000	18,649	16,849,448
V2 - CADDO KIOWA	2,981,836	6,420,790	2,143,336	11,545,962	267,900	118,485	11,159,577

2023 GRADY COUNTY ASSESSOR'S OFFICE REPORT TO THE EXCISE BOARD

V6 - CANADIAN VALLEY	281,393,087	298,282,765	76,292,556	655,968,408	8,457,241	8,162,894	639,348,273
V8 - MID AMERICA	53,283,225	105,371,773	7,188,026	165,843,024	2,912,734	5,150,934	157,779,356
V9 - GREAT PLAINS	368,842	797,172	8,595	1,174,609	22,000	66,960	1,085,649
COMMCOLLEGE TOTAL VALUATION	350,136,856	413,245,834	88,086,410	851,469,100	11,728,875	13,517,922	826,222,303

SCHOOL							
DISTRICT / DESCRIPTION	PERSONAL PROPERTY	REAL PROPERTY	PUBLIC SERVICE	TOTAL VALUATION	HOMESTEAD EXEMPTIONS	VETERAN EXEMPTIONS	NET VALUATION
S-1 CHICKASHA	24,861,489	101,188,661	9,516,165	135,566,315	2,880,678	1,663,853	131,021,784
S-1160 CADDO CEMENT	1,199,265	1,636,031	422,017	3,257,313	71,000	41,497	3,144,816
S-128 AMBER POCASSET	44,625,182	15,687,616	14,470,079	74,782,877	438,511	208,584	74,135,782
S-131 PIONEER/NORGE	4,524,421	8,002,441	1,342,405	13,869,267	316,000	382,387	13,170,880
S-2 MINCO	24,709,561	14,748,719	12,836,093	52,294,373	507,624	235,884	51,550,865
S-2003 COMANCHE STERLING	98,451	779,914	938	879,303	22,000	66,960	790,343
S-2009 COMANCHE FLETCHER	270,391	17,258	7,657	295,306	0	0	295,306
S-3009 GARVIN LINDSEY	42,101,382	1,637,012	4,250,318	47,988,712	46,699	9,699	47,932,314
S-37 FRIEND	12,150,970	9,598,632	6,234,247	27,983,849	294,000	227,106	27,462,743
S-4001 MCCLAIN NEWCASTLE	112,130	1,978,209	721,700	2,812,039	55,000	60,990	2,696,049
S-4002 MCCLAIN DIBBLE	4,958,493	2,756,366	236,119	7,950,978	119,870	95,859	7,735,249
S-4029 MCCLAIN BLANCHARD	1,199,118	19,840,870	791,290	21,831,278	520,000	932,087	20,379,191
S-4971 MCCLAIN/NEW/TUTTLE	56,879	7,887,409	2,562	7,946,850	156,000	317,589	7,473,261
S-5003 STEPHENS MARLOW	97,871	783,654	110,550	992,075	24,000	9,733	958,342
S-5034 STEPHENS CNTRAL	721,617	35,905	1,056	758,578	3,000	0	755,578
S-5042 STEPHENS BRAY	11,290,378	1,553,775	2,342,291	15,186,444	42,000	8,916	15,135,528
S-51 NINNEKAH	16,934,922	19,231,723	4,936,362	41,103,007	659,035	319,920	40,124,052
S-56 ALEX	69,776,465	9,876,981	14,798,857	94,452,303	342,214	173,243	93,936,846
S-68 RUSH SPRINGS	29,588,498	15,519,741	7,935,221	53,043,460	694,594	800,666	51,548,200
S-95 BRIDGECREEK	4,855,223	71,271,907	1,186,037	77,313,167	2,015,165	3,734,710	71,563,292

2023 GRADY COUNTY ASSESSOR'S OFFICE REPORT TO THE EXCISE BOARD

S-96 MIDDLEBERG	11,226,566	24,539,665	2,670,372	38,436,603	505,607	1,207,613	36,723,383
S-97 TUTTLE	54,221,579	104,428,251	4,223,127	162,872,957	2,324,585	4,151,251	156,397,121
S-99 VERDEN	1,782,571	4,784,759	1,721,319	8,288,649	196,900	76,988	8,014,761
SCHOOL TOTAL VALUATION	361,363,422	437,785,499	90,756,782	889,905,703	12,234,482	14,725,535	862,945,686

2023 GRADY COUNTY ASSESSOR'S OFFICE REPORT TO THE EXCISE BOARD

I, Bari Firestone, Assessor of Grady County, Oklahoma, do hereby certify that the foregoing is a true and correct statement of valuations for Real Estate, Personal Property, Public Service, and Homestead Exemptions as certified by the State Board of Equalization and shown by the records in the County Assessor's Office. Subscribed by my name and affixed the seal of the Assessor's Office on this day of 7/28/2023.

State of Oklahoma)
) SS *Bari Firestone* Seal
County of Grady)
) Bari Firestone, Grady County Assessor

I, Jill Locke, County Clerk of Grady County, Oklahoma, do hereby certify that the above is true, correct and complete list of the valuations of Grady County, Oklahoma as certified by the Grady County Assesor's Office.

Jill Locke
Jill Locke, Grady County Clerk



Excise Board: _____
Chairman

J. White
Vice-Chairman

Cynthia L. Rice _____
Member Date

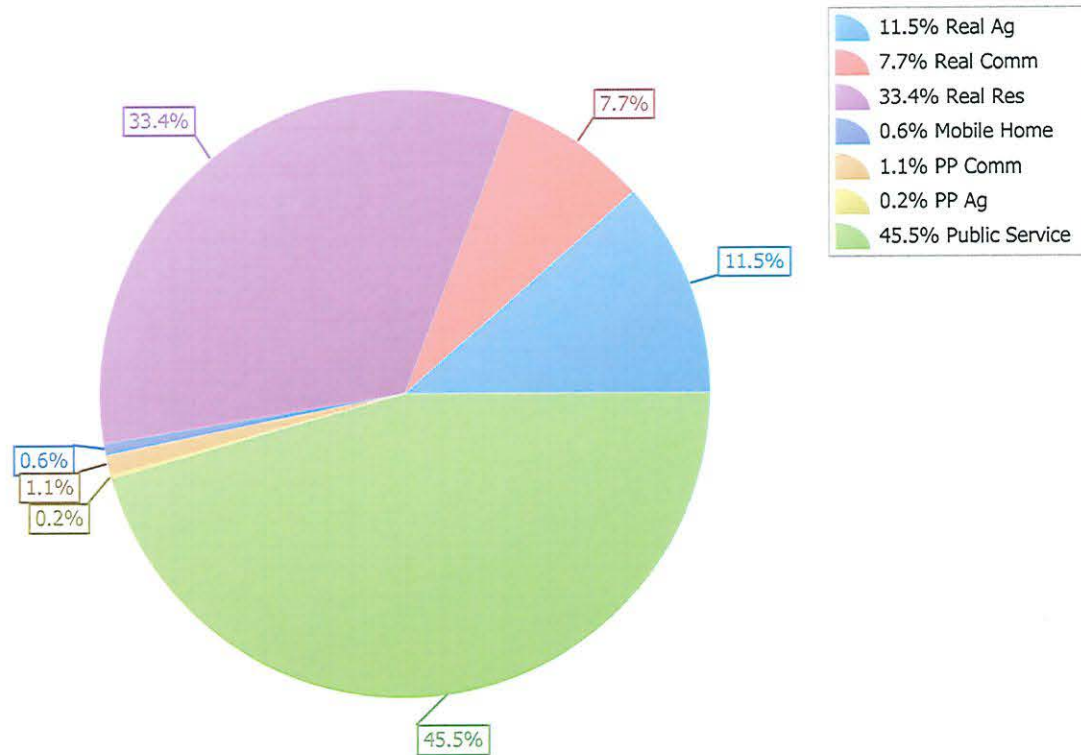
Real	Count	Value
Agricultural	73	412,446
Commercial	39	275,030
Residential	282	1,197,007
Total Real Value	394	1,884,483
Homestead	99	106,339
Veteran	3	43,914
Total Exempt	102	150,253
TIF Increment Value		0
Net Assessed		1,734,230
Under Protest	0	0
Senior Freeze	9	34,727
Capped Parcels	218	111,314

Personal	Count	Value
Agricultural	5	5,893
Commercial	20	39,429
Mobile Home	10	20,764
Total Personal	35	66,086
Total Exempt	1	151
TIF Increment Value		0
Net Assessed		65,935
Under Protest	0	0
Freeport	0	0

Public Service	Count	Value
Total PS Value	7	1,631,384
TIF Increment Value		0
Net Assessed		1,631,384
Under Protest	0	0

District Totals	
Total Gross Value	3,581,953
Homestead Loss	106,339
Other Exemption Loss	44,065
TIF Increment Value	0
Retained TIF Value	0
Net Assessed Value	3,431,549
Under Protest	0

Total Valuation



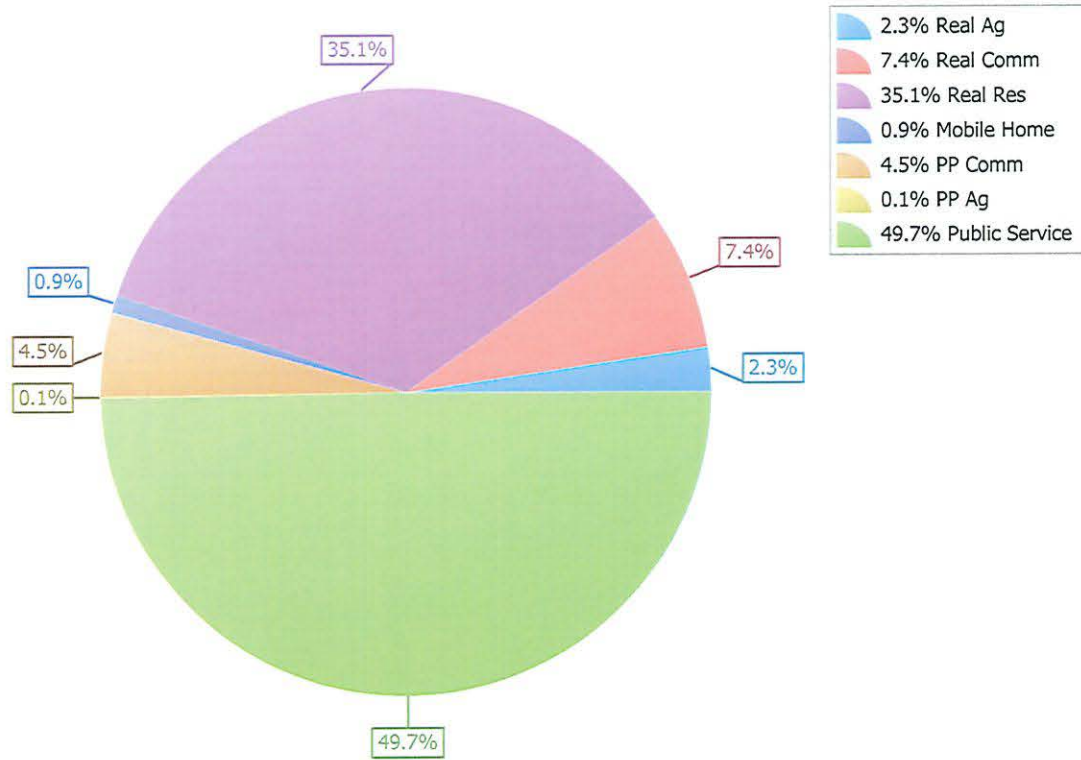
Real	Count	Value
Agricultural	32	117,239
Commercial	38	370,617
Residential	321	1,757,334
Total Real Value	391	2,245,190
Homestead	108	115,511
Veteran	4	27,027
Total Exempt	112	142,538
TIF Increment Value		0
Net Assessed		2,102,652
Under Protest	0	0
Senior Freeze	22	151,334
Capped Parcels	161	242,356

Personal	Count	Value
Agricultural	5	3,666
Commercial	26	223,980
Mobile Home	38	46,300
Total Personal	69	273,946
Total Exempt	0	0
TIF Increment Value		0
Net Assessed		273,946
Under Protest	0	0
Freeport	0	0

Public Service	Count	Value
Total PS Value	21	2,493,587
TIF Increment Value		0
Net Assessed		2,493,587
Under Protest	0	0

District Totals	
Total Gross Value	5,012,723
Homestead Loss	115,511
Other Exemption Loss	27,027
TIF Increment Value	0
Retained TIF Value	0
Net Assessed Value	4,870,185
Under Protest	0

Total Valuation



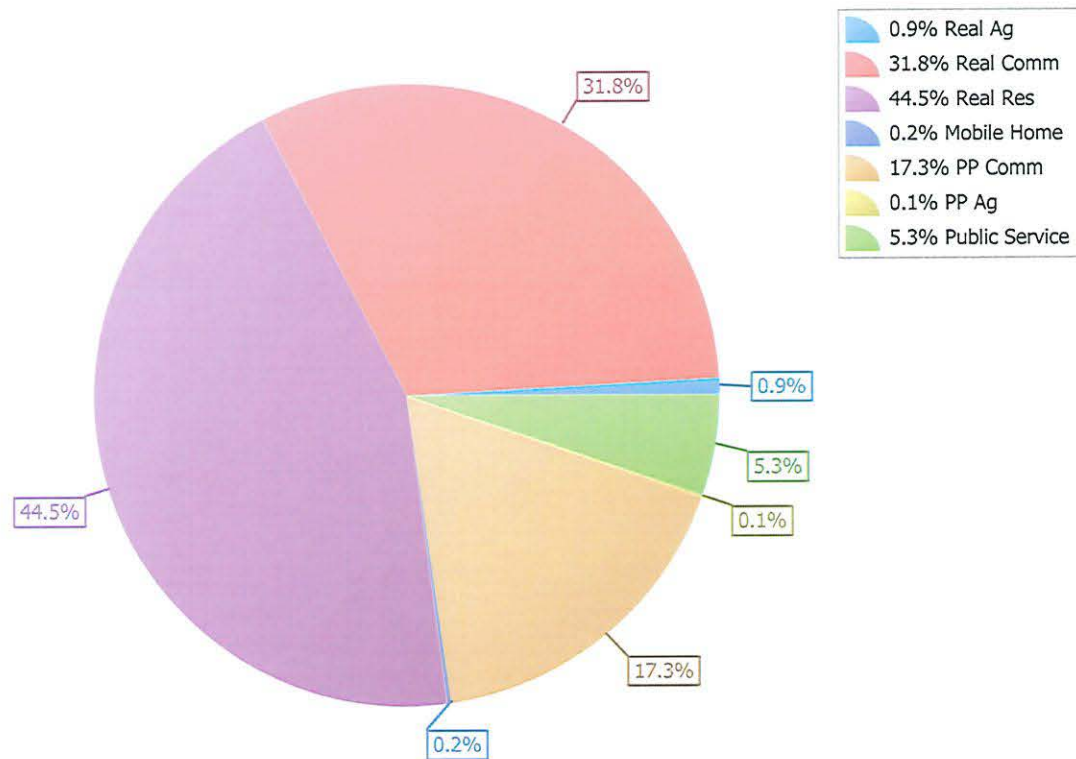
Real	Count	Value
Agricultural	92	1,021,991
Commercial	847	38,097,473
Residential	6,648	53,309,252
Total Real Value	7,587	92,428,716
Homestead	2,514	2,674,678
Veteran	102	1,351,425
Total Exempt	2,616	4,026,103
TIF Increment Value		0
Net Assessed		88,402,613
Under Protest	0	0
Senior Freeze	402	3,007,482
Capped Parcels	4,229	9,027,834

Personal	Count	Value
Agricultural	26	155,098
Commercial	703	20,788,270
Mobile Home	209	240,213
Total Personal	938	21,183,581
Total Exempt	5	2,662
TIF Increment Value		0
Net Assessed		17,669,543
Under Protest	0	0
Freeport	2	3,511,376

Public Service	Count	Value
Total PS Value	32	6,305,185
TIF Increment Value		0
Net Assessed		6,305,185
Under Protest	0	0

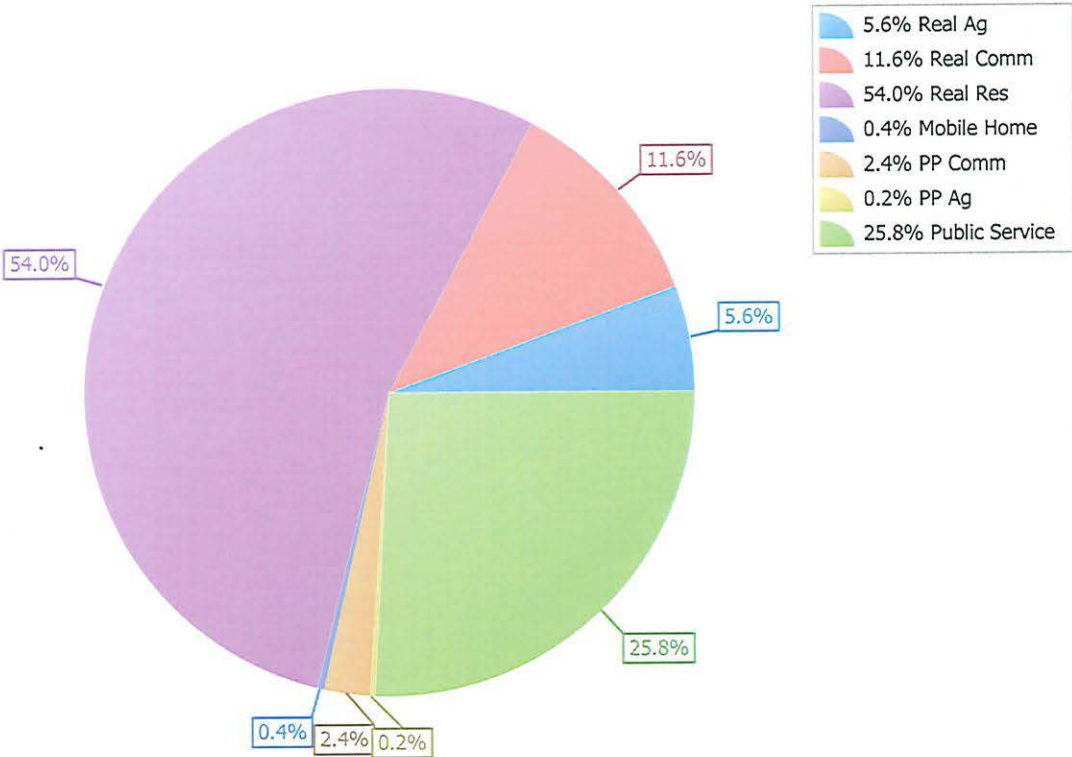
District Totals	
Total Gross Value	119,917,482
Homestead Loss	2,674,678
Other Exemption Loss	1,354,087
TIF Increment Value	0
Retained TIF Value	0
Net Assessed Value	112,377,341
Under Protest	0

Total Valuation



MINCO		
Real	Count	Value
Agricultural	107	639,154
Commercial	75	1,325,552
Residential	699	6,160,021
Total Real Value	881	8,124,727
Homestead	337	356,624
Veteran	13	157,516
Total Exempt	350	514,140
TIF Increment Value		0
Net Assessed		7,610,587
Under Protest	0	0
Senior Freeze	53	403,192
Capped Parcels	272	674,764
Personal	Count	Value
Agricultural	13	28,170
Commercial	68	279,097
Mobile Home	40	40,703
Total Personal	121	347,970
Total Exempt	1	200
TIF Increment Value		0
Net Assessed		347,770
Under Protest	0	0
Freeport	0	0
Public Service	Count	Value
Total PS Value	16	2,944,743
TIF Increment Value		0
Net Assessed		2,944,743
Under Protest	0	0
District Totals		
Total Gross Value		11,417,440
Homestead Loss		356,624
Other Exemption Loss		157,716
TIF Increment Value		0
Retained TIF Value		0
Net Assessed Value		10,903,100
Under Protest		0

Total Valuation



NINNEKAH

District Type: CITY/TOWN

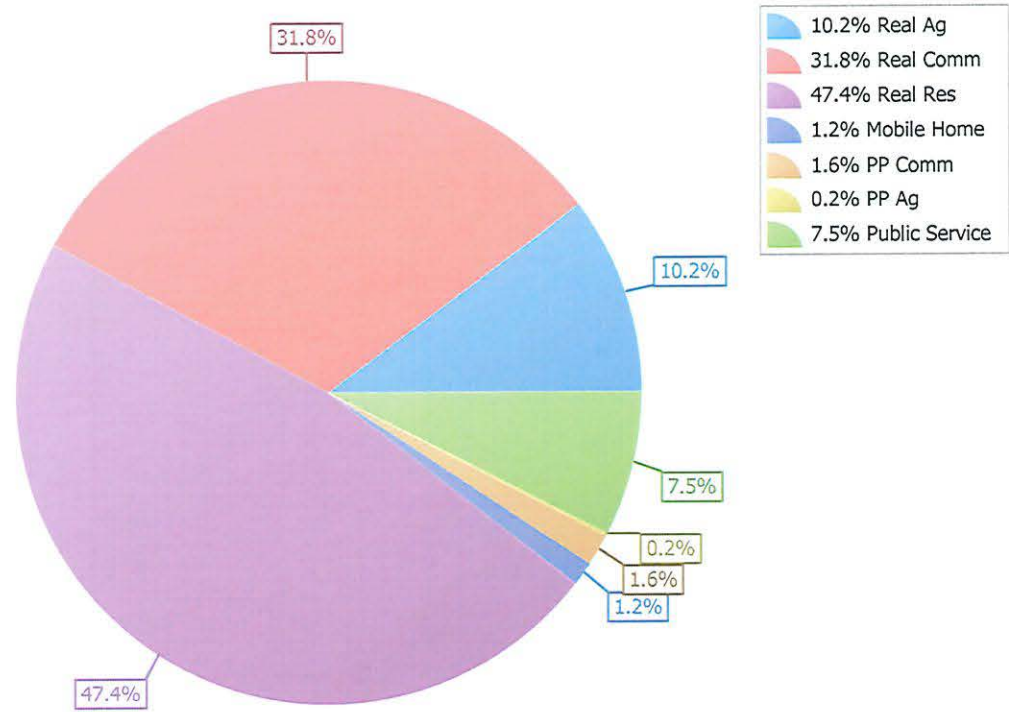
Real	Count	Value
Agricultural	102	798,108
Commercial	61	2,484,689
Residential	456	3,696,872
Total Real Value	619	6,979,669
Homestead	215	231,637
Veteran	9	107,348
Total Exempt	224	338,985
TIF Increment Value		0
Net Assessed		6,640,684
Under Protest	0	0
Senior Freeze	47	345,069
Capped Parcels	176	782,612

Personal	Count	Value
Agricultural	12	12,086
Commercial	34	127,967
Mobile Home	45	96,834
Total Personal	91	236,887
Total Exempt	0	0
TIF Increment Value		0
Net Assessed		236,887
Under Protest	0	0
Freeport	0	0

Public Service	Count	Value
Total PS Value	14	586,205
TIF Increment Value		0
Net Assessed		586,205
Under Protest	0	0

District Totals	
Total Gross Value	7,802,761
Homestead Loss	231,637
Other Exemption Loss	107,348
TIF Increment Value	0
Retained TIF Value	0
Net Assessed Value	7,463,776
Under Protest	0

Total Valuation



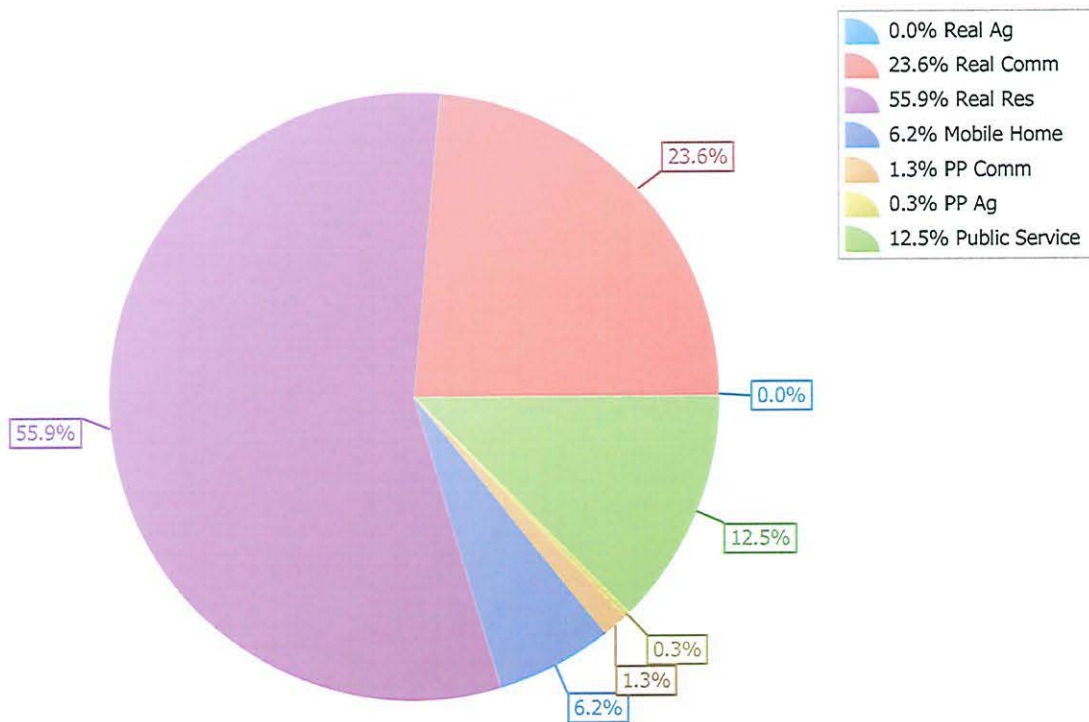
Real	Count	Value
Agricultural	1	17
Commercial	8	60,469
Residential	71	143,128
Total Real Value	80	203,614
Homestead	11	11,000
Veteran	0	0
Total Exempt	11	11,000
TIF Increment Value		0
Net Assessed		192,614
Under Protest	0	0
Senior Freeze	1	8,078
Capped Parcels	10	3,652

Personal	Count	Value
Agricultural	1	860
Commercial	2	3,445
Mobile Home	7	15,801
Total Personal	10	20,106
Total Exempt	0	0
TIF Increment Value		0
Net Assessed		20,106
Under Protest	0	0
Freeport	0	0

Public Service	Count	Value
Total PS Value	2	32,106
TIF Increment Value		0
Net Assessed		32,106
Under Protest	0	0

District Totals	
Total Gross Value	255,826
Homestead Loss	11,000
Other Exemption Loss	0
TIF Increment Value	0
Retained TIF Value	0
Net Assessed Value	244,826
Under Protest	0

Total Valuation



RUSH SPRINGS

District Type: CITY/TOWN

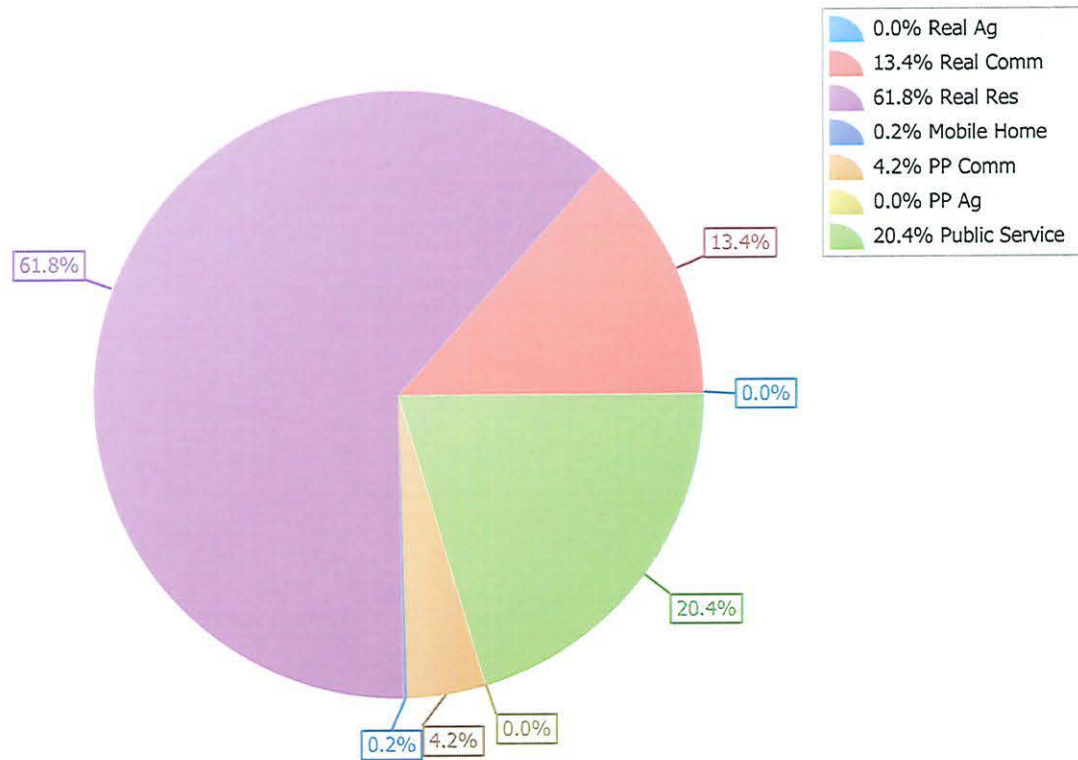
Real	Count	Value
Agricultural	3	628
Commercial	58	623,179
Residential	650	2,878,269
Total Real Value	711	3,502,076
Homestead	192	208,393
Veteran	9	62,801
Total Exempt	201	271,194
TIF Increment Value		0
Net Assessed		3,230,882
Under Protest	0	0
Senior Freeze	29	159,041
Capped Parcels	112	183,465

Personal	Count	Value
Agricultural	1	99
Commercial	45	193,943
Mobile Home	12	9,072
Total Personal	58	203,114
Total Exempt	0	0
TIF Increment Value		0
Net Assessed		203,114
Under Protest	0	0
Freeport	0	0

Public Service	Count	Value
Total PS Value	12	949,670
TIF Increment Value		0
Net Assessed		949,670
Under Protest	0	0

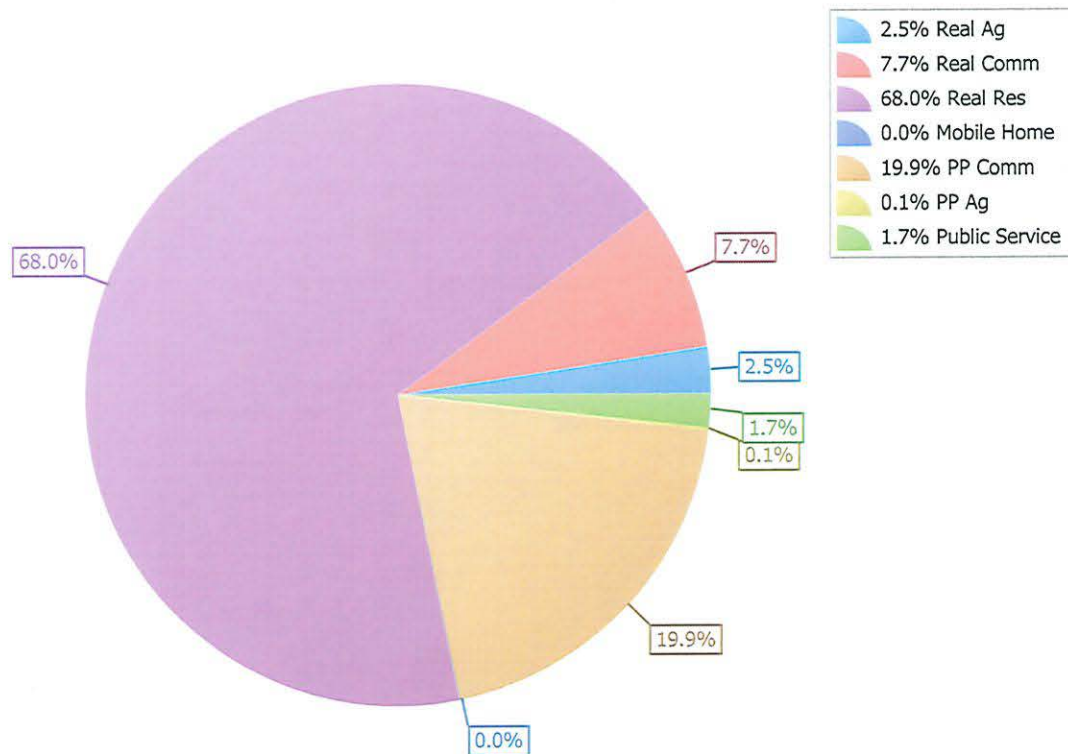
District Totals	
Total Gross Value	4,654,860
Homestead Loss	208,393
Other Exemption Loss	62,801
TIF Increment Value	0
Retained TIF Value	0
Net Assessed Value	4,383,666
Under Protest	0

Total Valuation



TUTTLE		
Real	Count	Value
Agricultural	281	2,310,292
Commercial	190	7,225,521
Residential	2,939	63,689,015
Total Real Value	3,410	73,224,828
Homestead	1,596	1,635,585
Veteran	93	3,047,773
Total Exempt	1,689	4,683,358
TIF Increment Value		0
Net Assessed		68,541,470
Under Protest	0	0
Senior Freeze	183	2,581,651
Capped Parcels	1,195	6,666,806
Personal		
Count	Value	
Agricultural	38	130,027
Commercial	179	18,666,318
Mobile Home	38	46,109
Total Personal	255	18,842,454
Total Exempt	0	0
TIF Increment Value		0
Net Assessed		18,842,454
Under Protest	0	0
Freeport	0	0
Public Service		
Count	Value	
Total PS Value	17	1,625,016
TIF Increment Value		0
Net Assessed		1,625,016
Under Protest	0	0
District Totals		
Total Grosss Value		93,692,298
Homestead Loss		1,635,585
Other Exemption Loss		3,047,773
TIF Increment Value		0
Retained TIF Value		0
Net Assessed Value		89,008,940
Under Protest		0

Total Valuation



VERDEN

District Type: CITY/TOWN

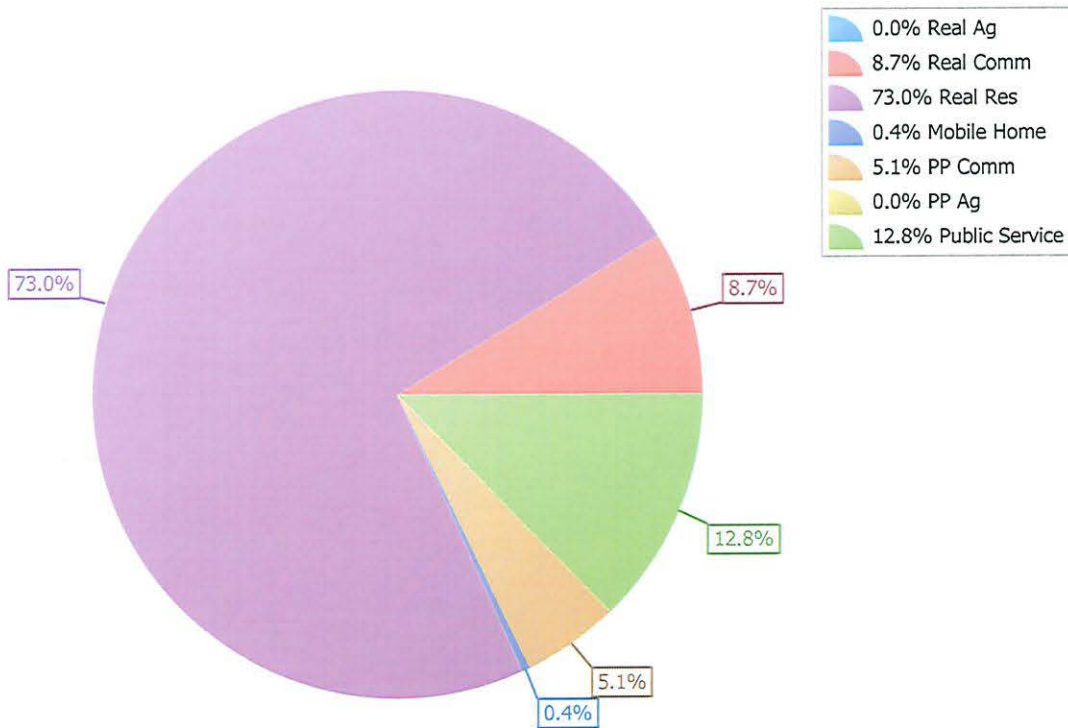
Real	Count	Value
Agricultural	0	0
Commercial	42	154,972
Residential	272	1,298,241
Total Real Value	314	1,453,213
Homestead	121	122,092
Veteran	3	30,366
Total Exempt	124	152,458
TIF Increment Value		0
Net Assessed		1,300,755
Under Protest	0	0
Senior Freeze	12	58,414
Capped Parcels	83	55,324

Personal	Count	Value
Agricultural	0	0
Commercial	25	91,192
Mobile Home	10	7,488
Total Personal	35	98,680
Total Exempt	0	0
TIF Increment Value		0
Net Assessed		98,680
Under Protest	0	0
Freeport	0	0

Public Service	Count	Value
Total PS Value	7	226,838
TIF Increment Value		0
Net Assessed		226,838
Under Protest	0	0

District Totals	
Total Gross Value	1,778,731
Homestead Loss	122,092
Other Exemption Loss	30,366
TIF Increment Value	0
Retained TIF Value	0
Net Assessed Value	1,626,273
Under Protest	0

Total Valuation



GRADY EMS

District Type: EMS

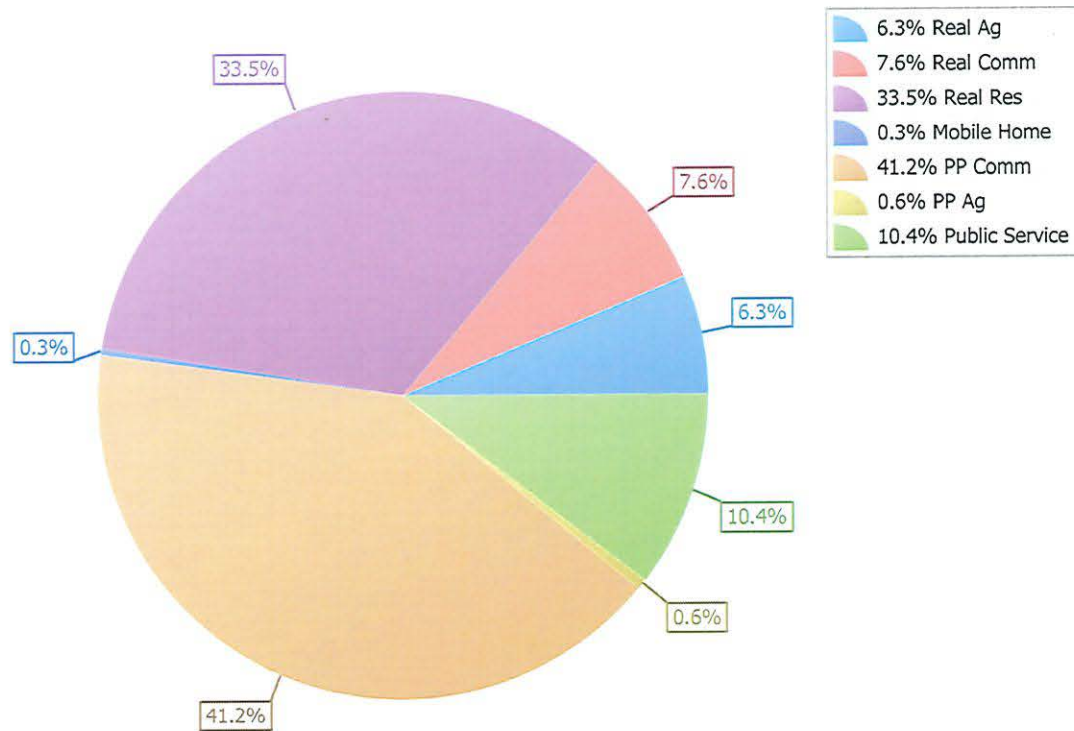
Real	Count	Value
Agricultural	7,767	54,134,357
Commercial	1,829	64,783,755
Residential	23,016	286,404,533
Total Real Value	32,612	405,322,645
Homestead	10,939	11,383,612
Veteran	601	13,319,010
Total Exempt	11,540	24,702,622
TIF Increment Value		0
Net Assessed		380,620,023
Under Protest	0	0
Senior Freeze	1,435	14,384,008
Capped Parcels	10,507	34,014,010

Personal	Count	Value
Agricultural	1,681	4,777,789
Commercial	2,064	352,235,148
Mobile Home	1,367	2,741,258
Total Personal	5,112	359,754,195
Total Exempt	180	46,737
TIF Increment Value		0
Net Assessed		355,036,802
Under Protest	0	0
Freeport	4	4,670,656

Public Service	Count	Value
Total PS Value	459	89,005,111
TIF Increment Value		0
Net Assessed		89,005,111
Under Protest	0	0

District Totals	
Total Grosss Value	854,081,951
Homestead Loss	11,383,612
Other Exemption Loss	13,365,747
TIF Increment Value	0
Retained TIF Value	0
Net Assessed Value	824,661,936
Under Protest	0

Total Valuation



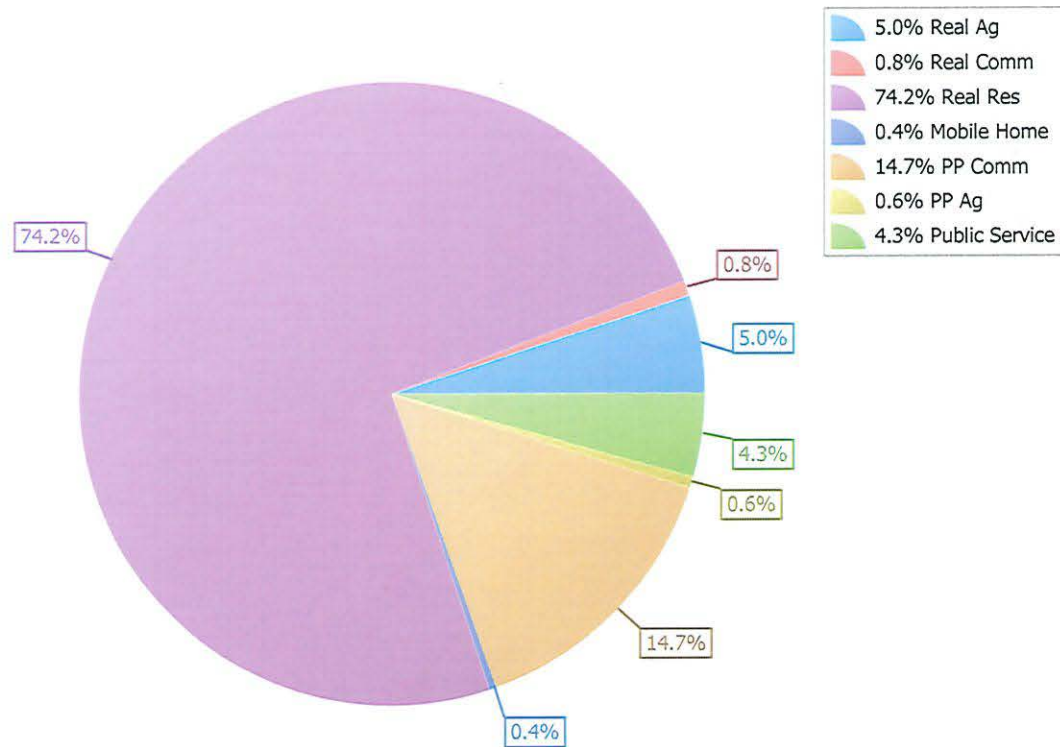
Real	Count	Value
Agricultural	241	2,045,065
Commercial	10	321,424
Residential	1,379	30,096,365
Total Real Value	1,630	32,462,854
Homestead	835	850,870
Veteran	52	1,406,525
Total Exempt	887	2,257,395
TIF Increment Value		0
Net Assessed		30,205,459
Under Protest	0	0
Senior Freeze	68	1,174,846
Capped Parcels	432	2,113,185

Personal	Count	Value
Agricultural	92	242,083
Commercial	73	5,942,870
Mobile Home	54	146,583
Total Personal	219	6,331,536
Total Exempt	14	4,916
TIF Increment Value		0
Net Assessed		6,326,620
Under Protest	0	0
Freeport	0	0

Public Service	Count	Value
Total PS Value	33	1,751,671
TIF Increment Value		0
Net Assessed		1,751,671
Under Protest	0	0

District Totals	
Total Gross Value	40,546,061
Homestead Loss	850,870
Other Exemption Loss	1,411,441
TIF Increment Value	0
Retained TIF Value	0
Net Assessed Value	38,283,750
Under Protest	0

Total Valuation



ENTIRE COUNTY

District Type: COUNTY

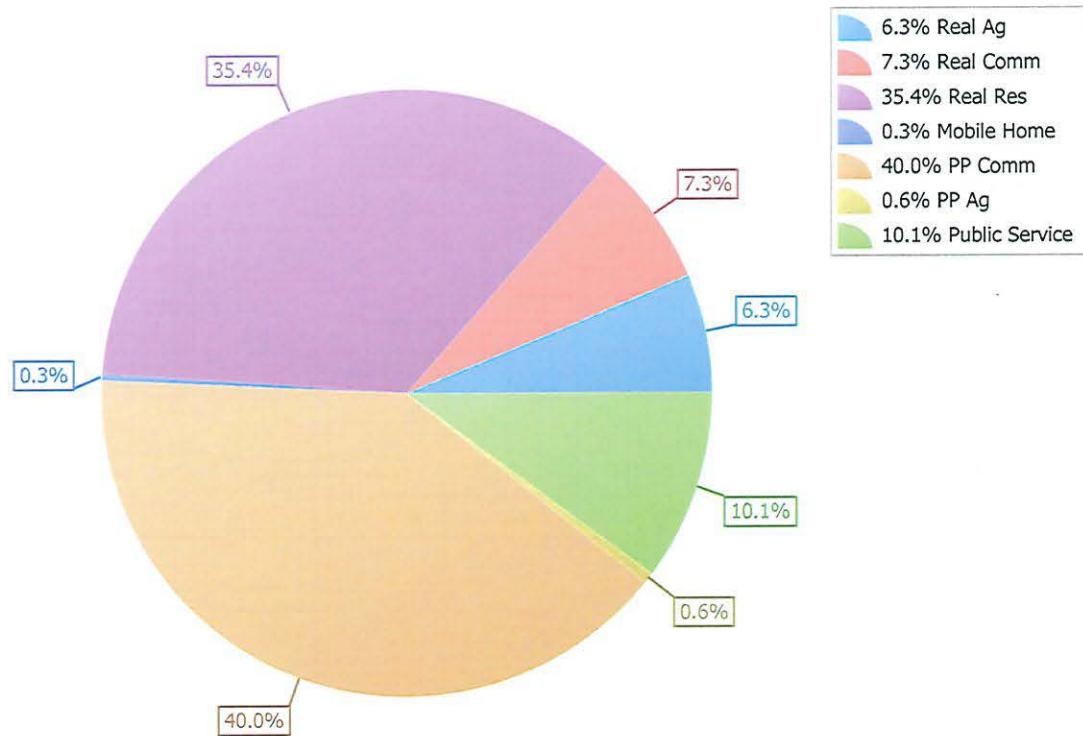
Real	Count	Value
Agricultural	8,008	56,179,422
Commercial	1,839	65,105,179
Residential	24,395	316,500,898
Total Real Value	34,242	437,785,499
Homestead	11,774	12,234,482
Veteran	653	14,725,535
Total Exempt	12,427	26,960,017
TIF Increment Value		0
Net Assessed		410,825,482
Under Protest	0	0
Senior Freeze	1,503	15,558,854
Capped Parcels	10,939	36,127,195

Personal	Count	Value
Agricultural	1,773	5,019,872
Commercial	2,137	358,178,018
Mobile Home	1,421	2,887,841
Total Personal	5,331	366,085,731
Total Exempt	194	51,653
TIF Increment Value		0
Net Assessed		361,363,422
Under Protest	0	0
Freeport	4	4,670,656

Public Service	Count	Value
Total PS Value	492	90,756,782
TIF Increment Value		0
Net Assessed		90,756,782
Under Protest	0	0

District Totals	
Total Gross Value	894,628,012
Homestead Loss	12,234,482
Other Exemption Loss	14,777,188
TIF Increment Value	0
Retained TIF Value	0
Net Assessed Value	862,945,686
Under Protest	0

Total Valuation



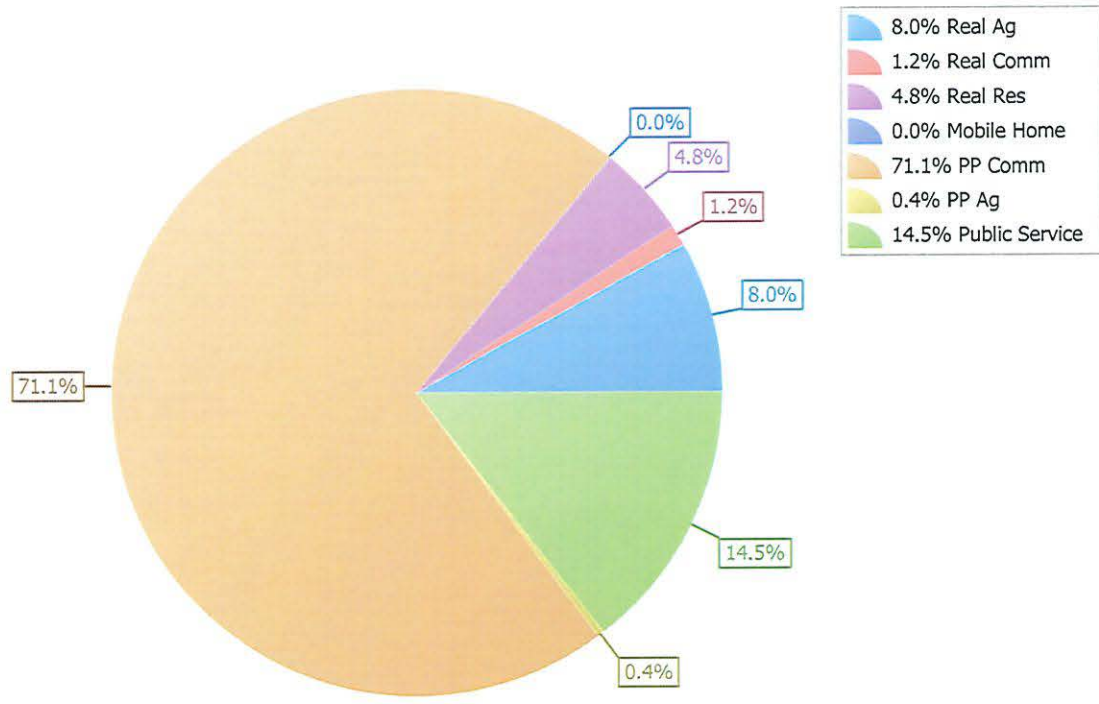
Real	Count	Value
Agricultural	344	1,361,473
Commercial	7	195,707
Residential	85	816,154
Total Real Value	436	2,373,334
Homestead	65	69,000
Veteran	2	18,649
Total Exempt	67	87,649
TIF Increment Value		0
Net Assessed		2,285,685
Under Protest	0	0
Senior Freeze	8	87,391
Capped Parcels	27	42,589

Personal	Count	Value
Agricultural	31	61,743
Commercial	39	12,040,429
Mobile Home	4	8,374
Total Personal	74	12,110,546
Total Exempt	4	680
TIF Increment Value		0
Net Assessed		12,109,866
Under Protest	0	0
Freeport	0	0

Public Service	Count	Value
Total PS Value	19	2,453,897
TIF Increment Value		0
Net Assessed		2,453,897
Under Protest	0	0

District Totals	
Total Gross Value	16,937,777
Homestead Loss	69,000
Other Exemption Loss	19,329
TIF Increment Value	0
Retained TIF Value	0
Net Assessed Value	16,849,448
Under Protest	0

Total Valuation



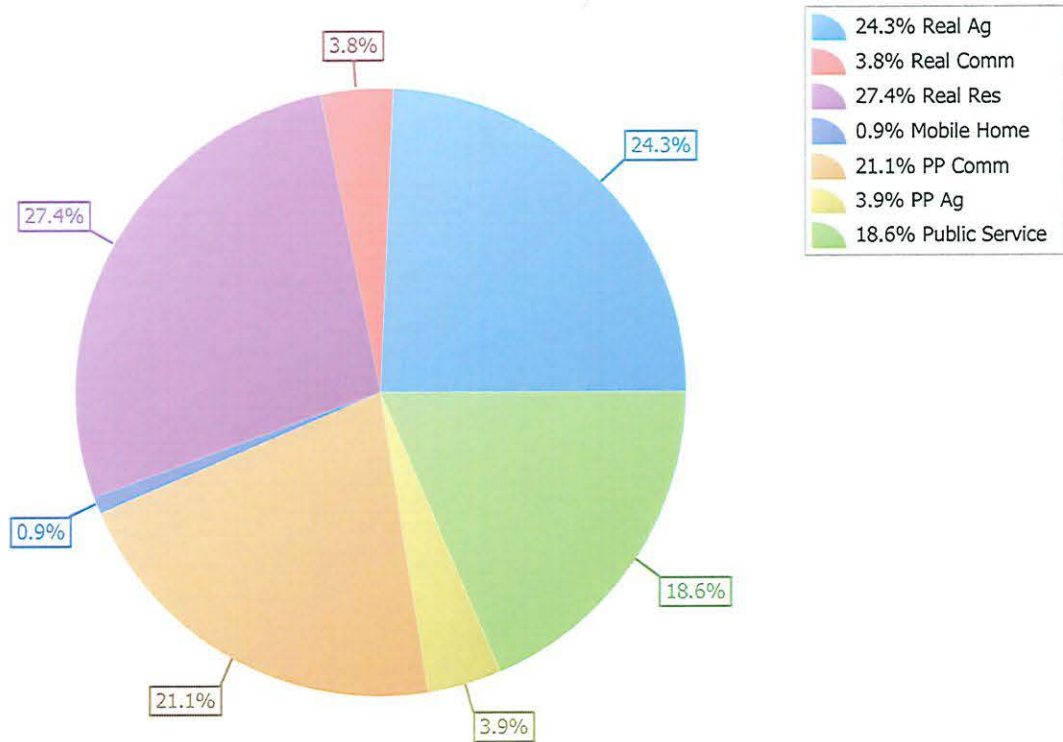
Real	Count	Value
Agricultural	428	2,810,633
Commercial	52	442,544
Residential	493	3,167,613
Total Real Value	973	6,420,790
Homestead	264	267,900
Veteran	9	118,485
Total Exempt	273	386,385
TIF Increment Value		0
Net Assessed		6,034,405
Under Protest	0	0
Senior Freeze	24	203,622
Capped Parcels	155	169,516

Personal	Count	Value
Agricultural	90	449,940
Commercial	73	2,431,115
Mobile Home	49	102,874
Total Personal	212	2,983,929
Total Exempt	11	2,093
TIF Increment Value		0
Net Assessed		2,981,836
Under Protest	0	0
Freeport	0	0

Public Service	Count	Value
Total PS Value	47	2,143,336
TIF Increment Value		0
Net Assessed		2,143,336
Under Protest	0	0

District Totals	
Total Gross Value	11,548,055
Homestead Loss	267,900
Other Exemption Loss	120,578
TIF Increment Value	0
Retained TIF Value	0
Net Assessed Value	11,159,577
Under Protest	0

Total Valuation



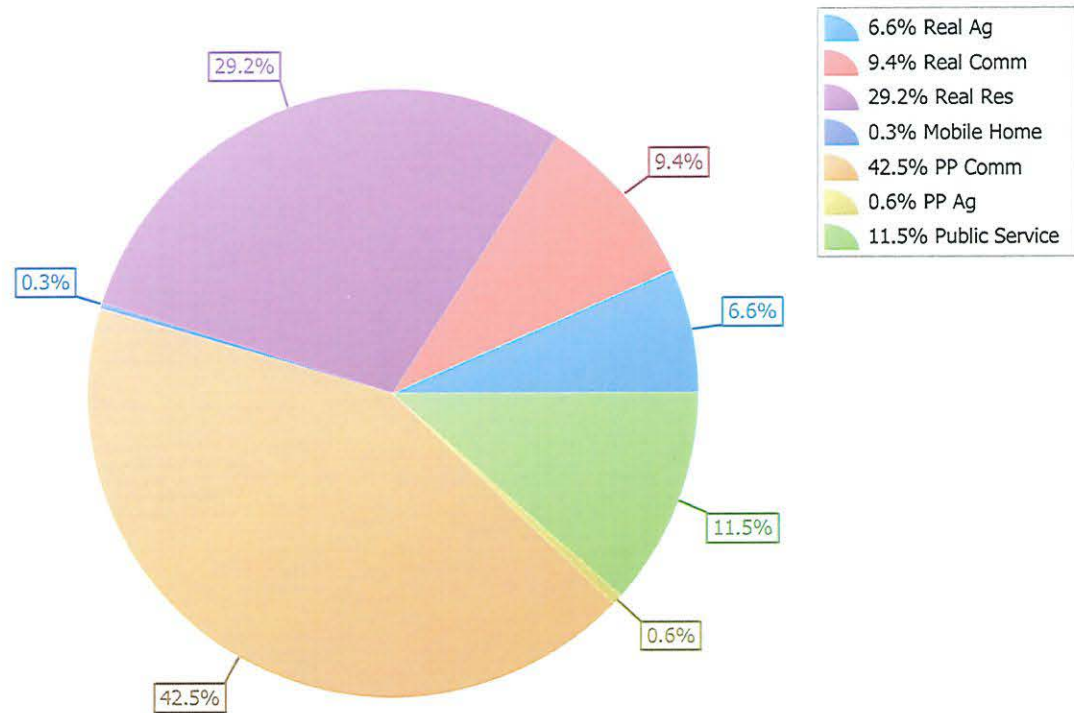
Real	Count	Value
Agricultural	5,974	43,737,090
Commercial	1,680	61,843,128
Residential	16,926	192,702,547
Total Real Value	24,580	298,282,765
Homestead	8,068	8,457,241
Veteran	410	8,162,894
Total Exempt	8,478	16,620,135
TIF Increment Value		0
Net Assessed		281,662,630
Under Protest	0	0
Senior Freeze	1,135	10,568,606
Capped Parcels	7,971	23,066,262

Personal	Count	Value
Agricultural	1,277	3,695,091
Commercial	1,768	280,507,075
Mobile Home	969	1,894,798
Total Personal	4,014	286,096,964
Total Exempt	126	33,221
TIF Increment Value		0
Net Assessed		281,393,087
Under Protest	0	0
Freeport	4	4,670,656

Public Service	Count	Value
Total PS Value	328	76,292,556
TIF Increment Value		0
Net Assessed		76,292,556
Under Protest	0	0

District Totals	
Total Gross Value	660,672,285
Homestead Loss	8,457,241
Other Exemption Loss	8,196,115
TIF Increment Value	0
Retained TIF Value	0
Net Assessed Value	639,348,273
Under Protest	0

Total Valuation



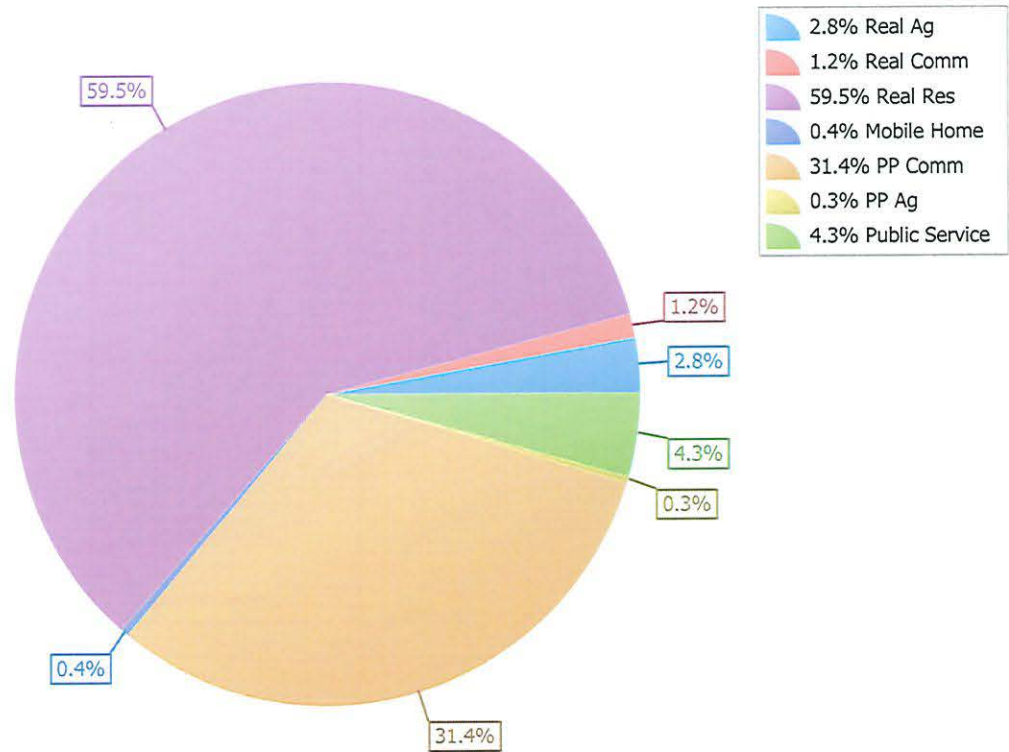
Real	Count	Value
Agricultural	775	4,691,927
Commercial	63	2,055,673
Residential	5,340	98,624,173
Total Real Value	6,178	105,371,773
Homestead	2,858	2,912,734
Veteran	191	5,150,934
Total Exempt	3,049	8,063,668
TIF Increment Value		0
Net Assessed		97,308,105
Under Protest	0	0
Senior Freeze	291	4,083,224
Capped Parcels	1,878	8,611,582

Personal	Count	Value
Agricultural	248	548,076
Commercial	200	52,081,487
Mobile Home	318	667,695
Total Personal	766	53,297,258
Total Exempt	42	14,033
TIF Increment Value		0
Net Assessed		53,283,225
Under Protest	0	0
Freeport	0	0

Public Service	Count	Value
Total PS Value	74	7,188,026
TIF Increment Value		0
Net Assessed		7,188,026
Under Protest	0	0

District Totals	
Total Gross Value	165,857,057
Homestead Loss	2,912,734
Other Exemption Loss	5,164,967
TIF Increment Value	0
Retained TIF Value	0
Net Assessed Value	157,779,356
Under Protest	0

Total Valuation



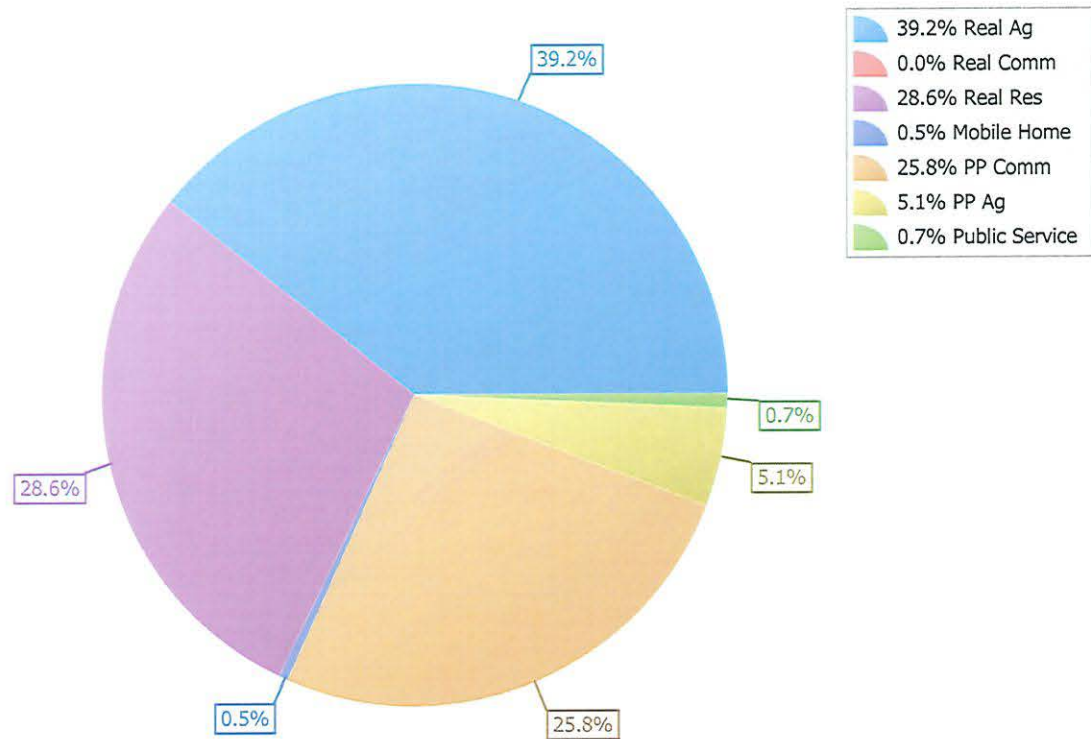
Real	Count	Value
Agricultural	78	461,095
Commercial	0	0
Residential	26	336,077
Total Real Value	104	797,172
Homestead	21	22,000
Veteran	4	66,960
Total Exempt	25	88,960
TIF Increment Value		0
Net Assessed		708,212
Under Protest	0	0
Senior Freeze	2	32,341
Capped Parcels	10	14,546

Personal	Count	Value
Agricultural	15	60,113
Commercial	15	303,568
Mobile Home	3	5,361
Total Personal	33	369,042
Total Exempt	1	200
TIF Increment Value		0
Net Assessed		368,842
Under Protest	0	0
Freeport	0	0

Public Service	Count	Value
Total PS Value	8	8,595
TIF Increment Value		0
Net Assessed		8,595
Under Protest	0	0

District Totals	
Total Gross Value	1,174,809
Homestead Loss	22,000
Other Exemption Loss	67,160
TIF Increment Value	0
Retained TIF Value	0
Net Assessed Value	1,085,649
Under Protest	0

Total Valuation



S-1 CHICKASHA

District Type: SCHOOL

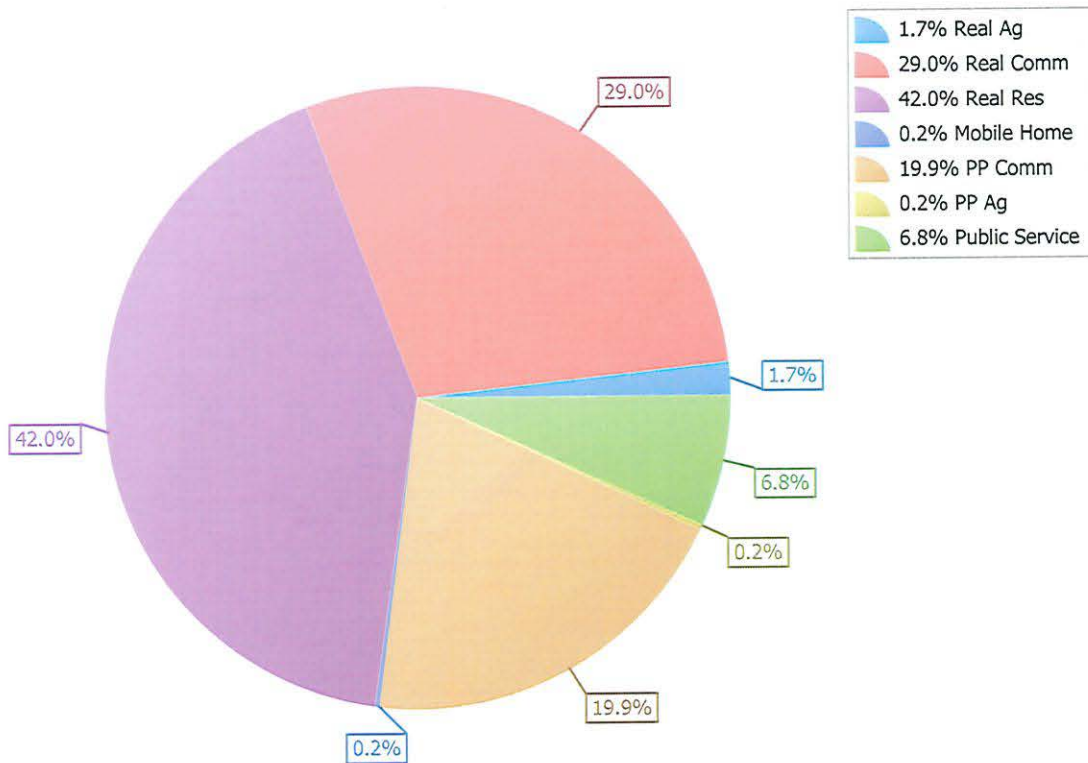
Real	Count	Value
Agricultural	290	2,407,229
Commercial	906	40,332,665
Residential	7,000	58,448,767
Total Real Value	8,196	101,188,661
Homestead	2,713	2,880,678
Veteran	118	1,663,853
Total Exempt	2,831	4,544,531
TIF Increment Value		0
Net Assessed		96,644,130
Under Protest	0	0
Senior Freeze	433	3,338,254
Capped Parcels	4,369	9,717,490

Personal	Count	Value
Agricultural	77	346,225
Commercial	778	27,696,270
Mobile Home	255	333,832
Total Personal	1,110	28,376,327
Total Exempt	9	3,462
TIF Increment Value		0
Net Assessed		24,861,489
Under Protest	0	0
Freeport	2	3,511,376

Public Service	Count	Value
Total PS Value	56	9,516,165
TIF Increment Value		0
Net Assessed		9,516,165
Under Protest	0	0

District Totals	
Total Gross Value	139,081,153
Homestead Loss	2,880,678
Other Exemption Loss	1,667,315
TIF Increment Value	0
Retained TIF Value	0
Net Assessed Value	131,021,784
Under Protest	0

Total Valuation



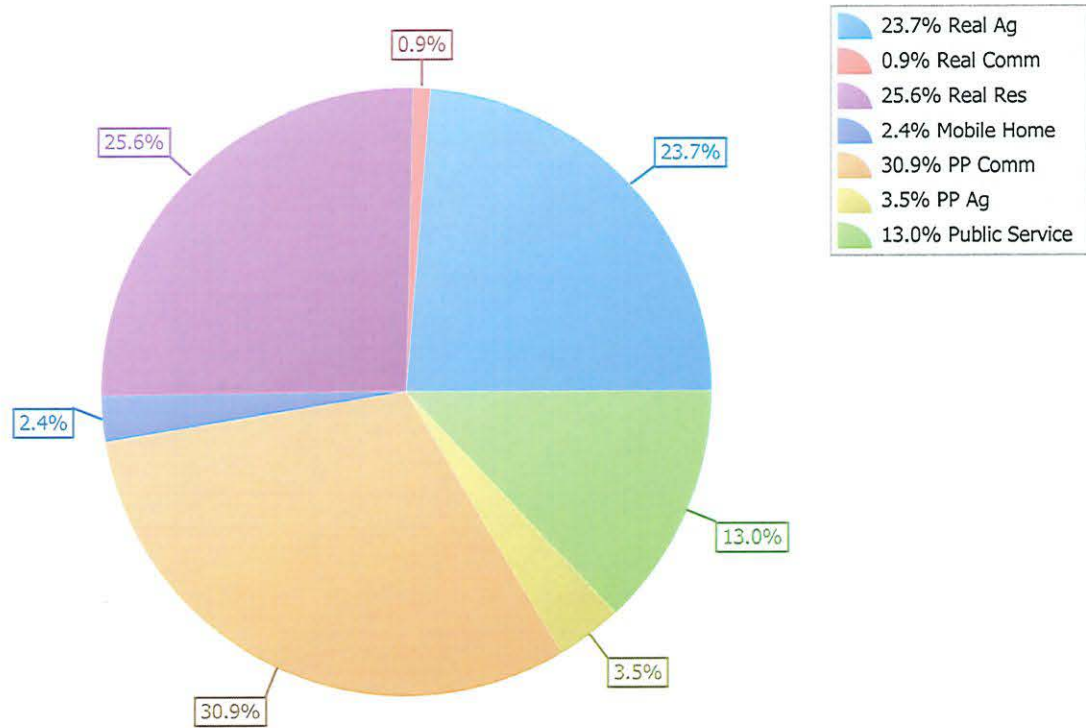
Real	Count	Value
Agricultural	157	773,290
Commercial	2	30,034
Residential	142	832,707
Total Real Value	301	1,636,031
Homestead	69	71,000
Veteran	3	41,497
Total Exempt	72	112,497
TIF Increment Value		0
Net Assessed		1,523,534
Under Protest	0	0
Senior Freeze	6	37,108
Capped Parcels	45	53,301

Personal	Count	Value
Agricultural	40	113,715
Commercial	23	1,007,341
Mobile Home	30	79,331
Total Personal	93	1,200,387
Total Exempt	6	1,122
TIF Increment Value		0
Net Assessed		1,199,265
Under Protest	0	0
Freeport	0	0

Public Service	Count	Value
Total PS Value	15	422,017
TIF Increment Value		0
Net Assessed		422,017
Under Protest	0	0

District Totals	
Total Grosss Value	3,258,435
Homestead Loss	71,000
Other Exemption Loss	42,619
TIF Increment Value	0
Retained TIF Value	0
Net Assessed Value	3,144,816
Under Protest	0

Total Valuation



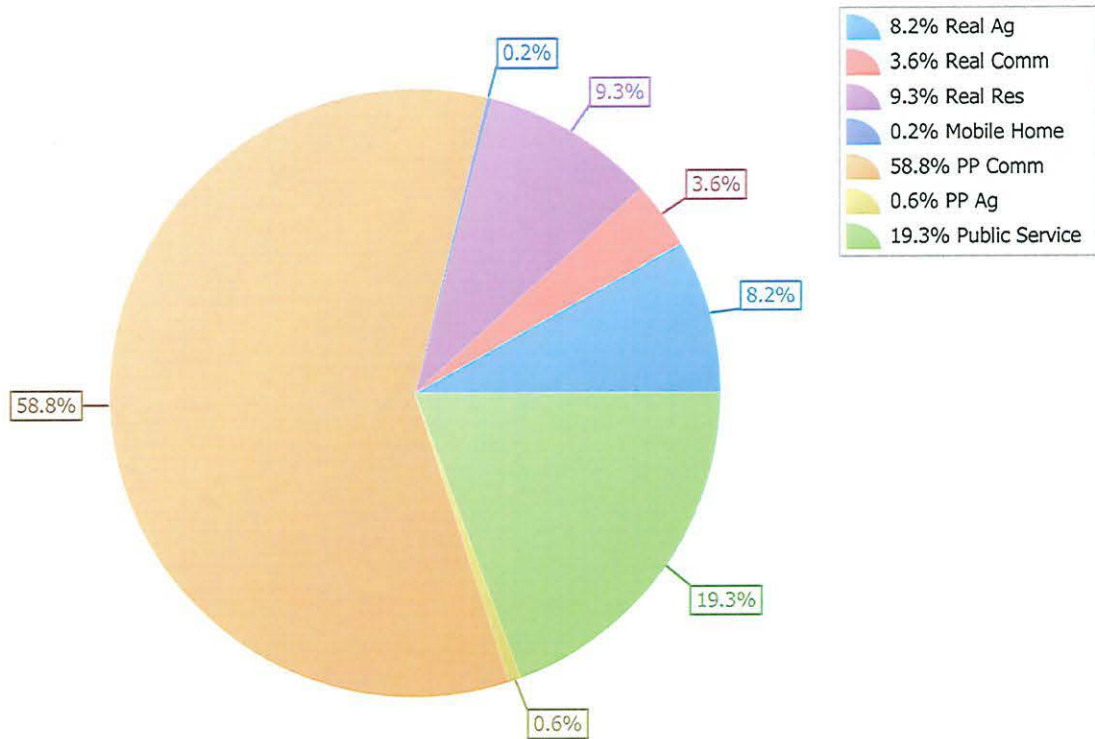
Real	Count	Value
Agricultural	907	6,095,222
Commercial	67	2,671,623
Residential	739	6,920,771
Total Real Value	1,713	15,687,616
Homestead	420	438,511
Veteran	16	208,584
Total Exempt	436	647,095
TIF Increment Value		0
Net Assessed		15,040,521
Under Protest	0	0
Senior Freeze	53	492,094
Capped Parcels	293	1,051,468

Personal	Count	Value
Agricultural	152	464,694
Commercial	128	43,984,290
Mobile Home	88	179,706
Total Personal	368	44,628,690
Total Exempt	10	3,508
TIF Increment Value		0
Net Assessed		44,625,182
Under Protest	0	0
Freeport	0	0

Public Service	Count	Value
Total PS Value	48	14,470,079
TIF Increment Value		0
Net Assessed		14,470,079
Under Protest	0	0

District Totals	
Total Gross Value	74,786,385
Homestead Loss	438,511
Other Exemption Loss	212,092
TIF Increment Value	0
Retained TIF Value	0
Net Assessed Value	74,135,782
Under Protest	0

Total Valuation



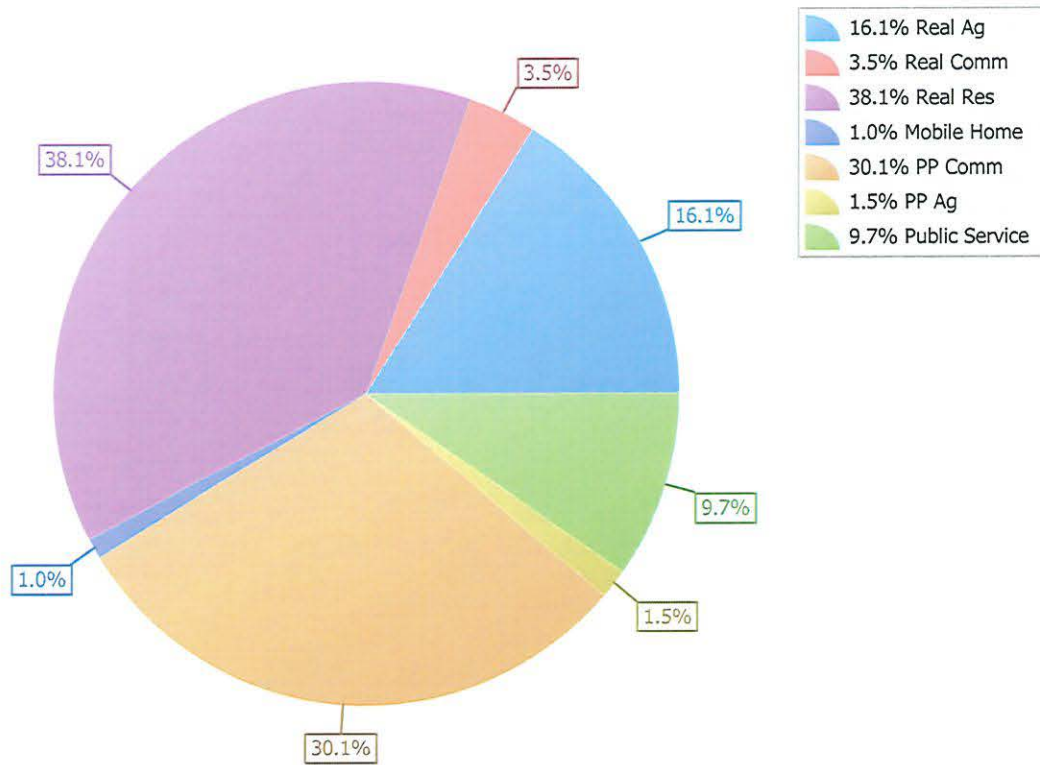
Real	Count	Value
Agricultural	253	2,230,589
Commercial	25	490,297
Residential	668	5,281,555
Total Real Value	946	8,002,441
Homestead	300	316,000
Veteran	23	382,387
Total Exempt	323	698,387
TIF Increment Value		0
Net Assessed		7,304,054
Under Protest	0	0
Senior Freeze	42	401,673
Capped Parcels	173	389,006

Personal	Count	Value
Agricultural	65	213,039
Commercial	39	4,169,102
Mobile Home	56	143,449
Total Personal	160	4,525,590
Total Exempt	7	1,169
TIF Increment Value		0
Net Assessed		4,524,421
Under Protest	0	0
Freeport	0	0

Public Service	Count	Value
Total PS Value	20	1,342,405
TIF Increment Value		0
Net Assessed		1,342,405
Under Protest	0	0

District Totals	
Total Gross Value	13,870,436
Homestead Loss	316,000
Other Exemption Loss	383,556
TIF Increment Value	0
Retained TIF Value	0
Net Assessed Value	13,170,880
Under Protest	0

Total Valuation



S-2 MINCO

District Type: SCHOOL

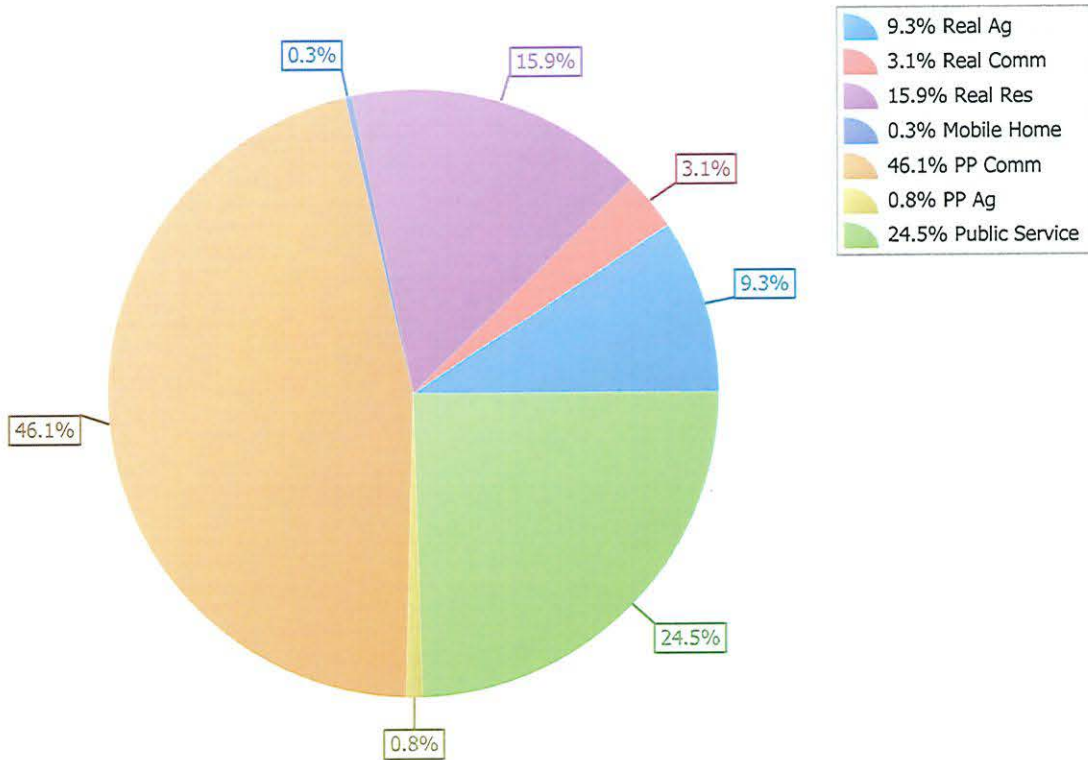
Real	Count	Value
Agricultural	596	4,849,467
Commercial	88	1,602,880
Residential	863	8,296,372
Total Real Value	1,547	14,748,719
Homestead	484	507,624
Veteran	18	235,884
Total Exempt	502	743,508
TIF Increment Value		0
Net Assessed		14,005,211
Under Protest	0	0
Senior Freeze	64	489,407
Capped Parcels	333	941,054

Personal	Count	Value
Agricultural	141	443,617
Commercial	122	24,085,373
Mobile Home	79	182,671
Total Personal	342	24,711,661
Total Exempt	10	2,100
TIF Increment Value		0
Net Assessed		24,709,561
Under Protest	0	0
Freeport	0	0

Public Service	Count	Value
Total PS Value	30	12,836,093
TIF Increment Value		0
Net Assessed		12,836,093
Under Protest	0	0

District Totals	
Total Grosss Value	52,296,473
Homestead Loss	507,624
Other Exemption Loss	237,984
TIF Increment Value	0
Retained TIF Value	0
Net Assessed Value	51,550,865
Under Protest	0

Total Valuation



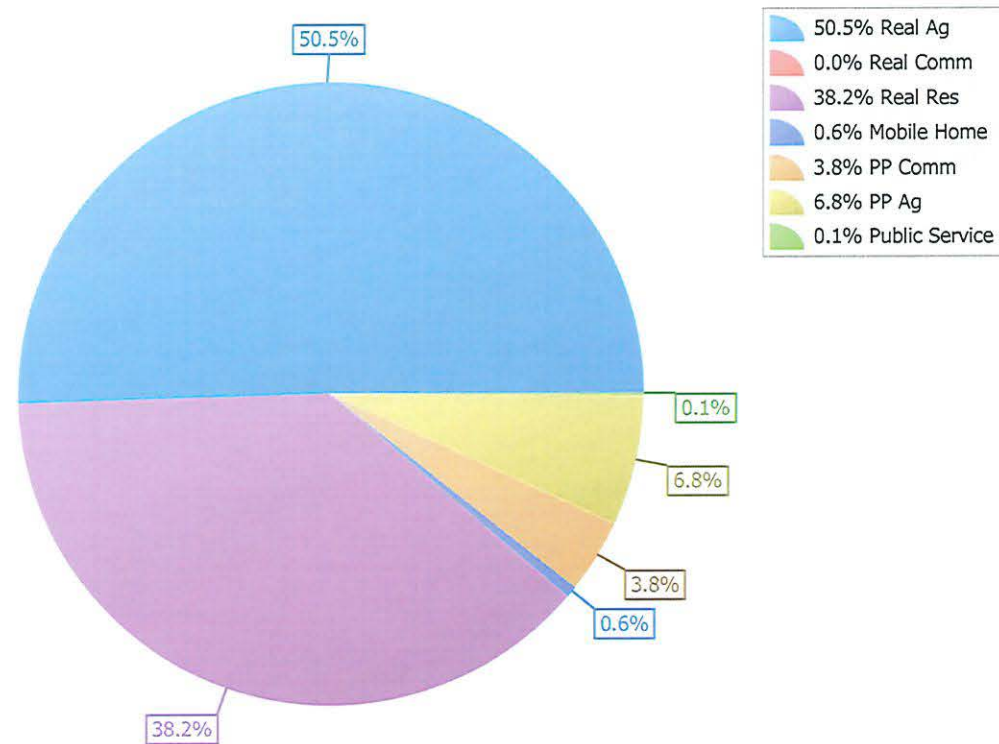
Real	Count	Value
Agricultural	76	443,837
Commercial	0	0
Residential	26	336,077
Total Real Value	102	779,914
Homestead	21	22,000
Veteran	4	66,960
Total Exempt	25	88,960
TIF Increment Value		0
Net Assessed		690,954
Under Protest	0	0
Senior Freeze	2	32,341
Capped Parcels	10	14,546

Personal	Count	Value
Agricultural	14	59,835
Commercial	7	33,455
Mobile Home	3	5,361
Total Personal	24	98,651
Total Exempt	1	200
TIF Increment Value		0
Net Assessed		98,451
Under Protest	0	0
Freeport	0	0

Public Service	Count	Value
Total PS Value	5	938
TIF Increment Value		0
Net Assessed		938
Under Protest	0	0

District Totals	
Total Gross Value	879,503
Homestead Loss	22,000
Other Exemption Loss	67,160
TIF Increment Value	0
Retained TIF Value	0
Net Assessed Value	790,343
Under Protest	0

Total Valuation



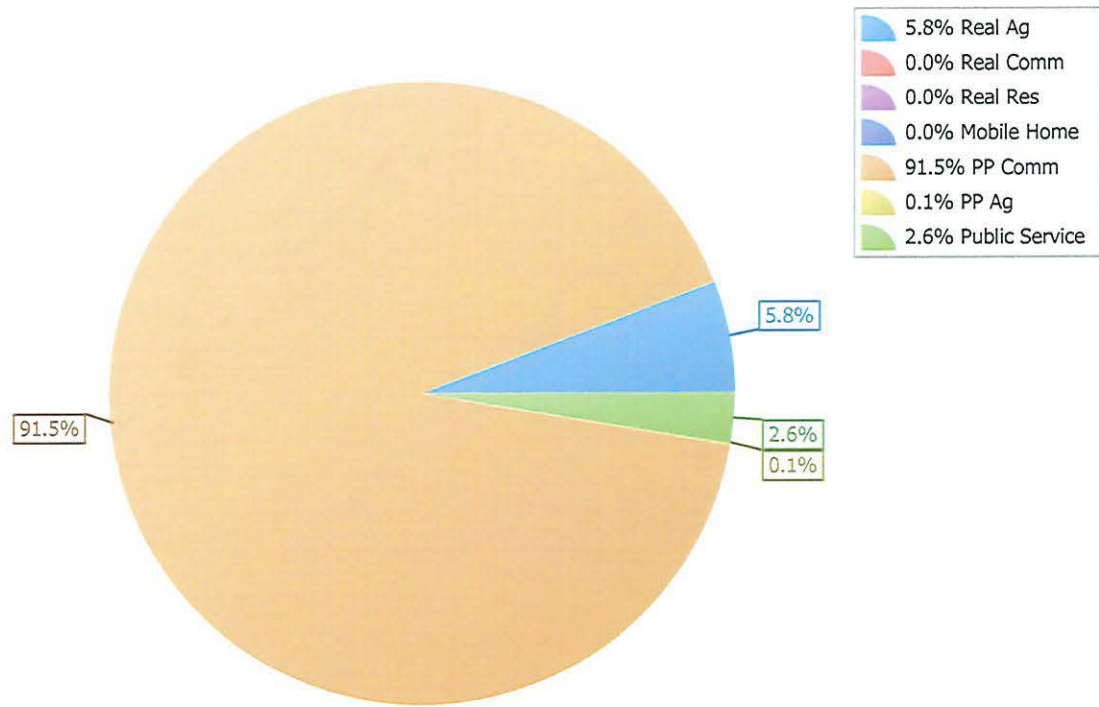
Real	Count	Value
Agricultural	2	17,258
Commercial	0	0
Residential	0	0
Total Real Value	2	17,258
Homestead	0	0
Veteran	0	0
Total Exempt	0	0
TIF Increment Value		0
Net Assessed		17,258
Under Protest	0	0
Senior Freeze	0	0
Capped Parcels	0	0

Personal	Count	Value
Agricultural	1	278
Commercial	8	270,113
Mobile Home	0	0
Total Personal	9	270,391
Total Exempt	0	0
TIF Increment Value		0
Net Assessed		270,391
Under Protest	0	0
Freeport	0	0

Public Service	Count	Value
Total PS Value	3	7,657
TIF Increment Value		0
Net Assessed		7,657
Under Protest	0	0

District Totals	
Total Gross Value	295,306
Homestead Loss	0
Other Exemption Loss	0
TIF Increment Value	0
Retained TIF Value	0
Net Assessed Value	295,306
Under Protest	0

Total Valuation



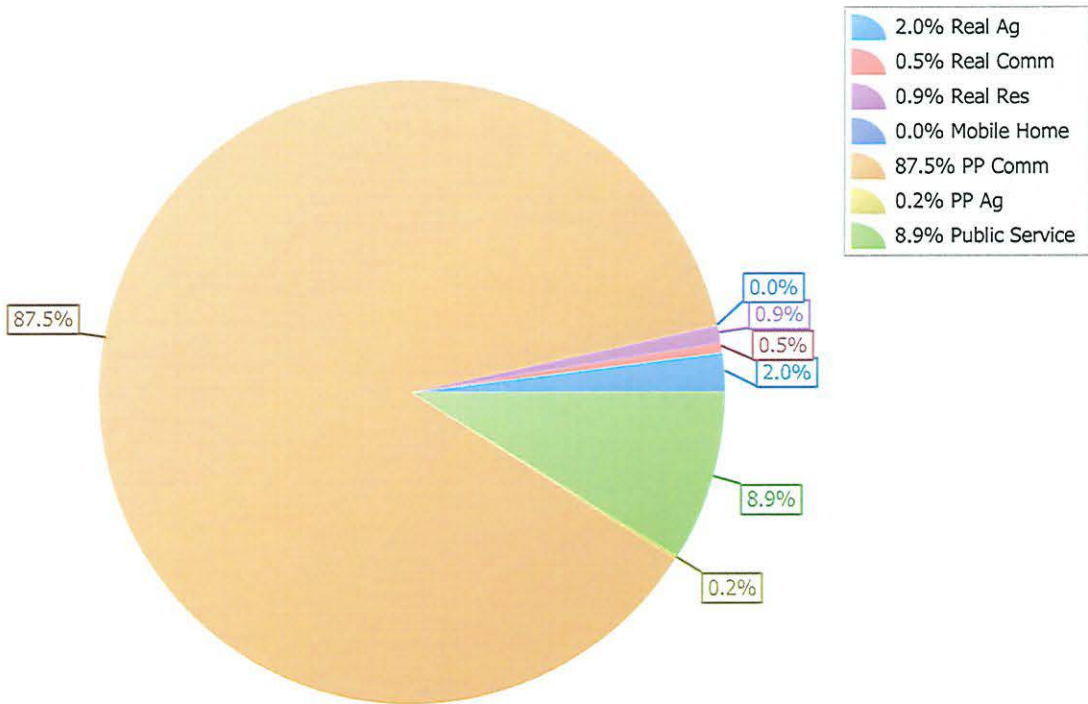
Real	Count	Value
Agricultural	240	965,859
Commercial	11	252,754
Residential	97	418,399
Total Real Value	348	1,637,012
Homestead	46	46,699
Veteran	1	9,699
Total Exempt	47	56,398
TIF Increment Value		0
Net Assessed		1,580,614
Under Protest	0	0
Senior Freeze	1	6,394
Capped Parcels	33	35,965

Personal	Count	Value
Agricultural	22	85,029
Commercial	33	42,005,317
Mobile Home	8	11,535
Total Personal	63	42,101,881
Total Exempt	3	499
TIF Increment Value		0
Net Assessed		42,101,382
Under Protest	0	0
Freeport	0	0

Public Service	Count	Value
Total PS Value	20	4,250,318
TIF Increment Value		0
Net Assessed		4,250,318
Under Protest	0	0

District Totals	
Total Gross Value	47,989,211
Homestead Loss	46,699
Other Exemption Loss	10,198
TIF Increment Value	0
Retained TIF Value	0
Net Assessed Value	47,932,314
Under Protest	0

Total Valuation



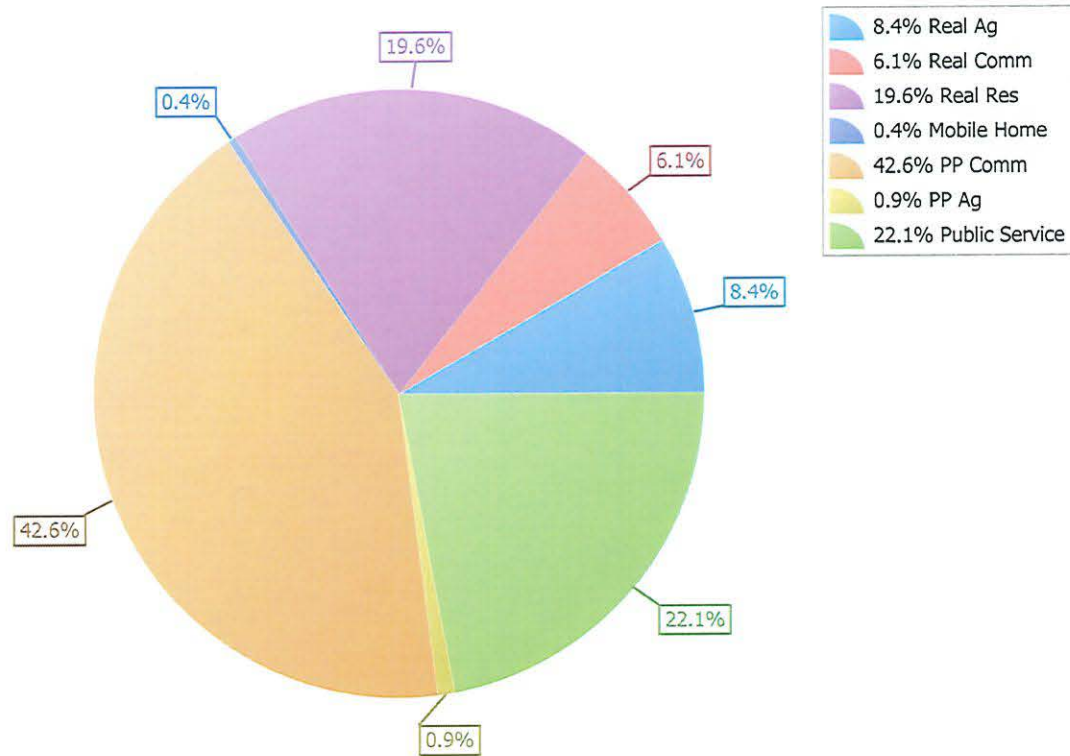
Real	Count	Value
Agricultural	292	2,363,152
Commercial	31	1,710,592
Residential	485	5,524,888
Total Real Value	808	9,598,632
Homestead	290	294,000
Veteran	10	227,106
Total Exempt	300	521,106
TIF Increment Value		0
Net Assessed		9,077,526
Under Protest	0	0
Senior Freeze	33	323,430
Capped Parcels	141	431,418

Personal	Count	Value
Agricultural	62	252,643
Commercial	59	12,032,906
Mobile Home	51	121,247
Total Personal	172	12,406,796
Total Exempt	6	936
TIF Increment Value		0
Net Assessed		12,150,970
Under Protest	0	0
Freeport	1	254,890

Public Service	Count	Value
Total PS Value	19	6,234,247
TIF Increment Value		0
Net Assessed		6,234,247
Under Protest	0	0

District Totals	
Total Grosss Value	28,239,675
Homestead Loss	294,000
Other Exemption Loss	228,042
TIF Increment Value	0
Retained TIF Value	0
Net Assessed Value	27,462,743
Under Protest	0

Total Valuation



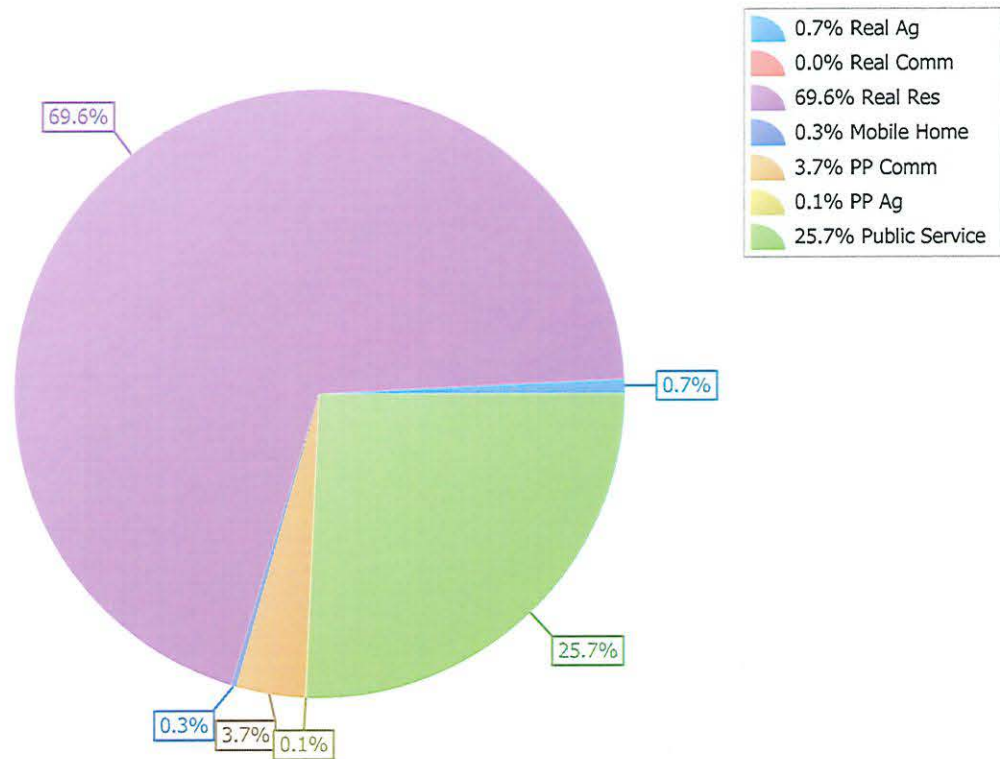
Real	Count	Value
Agricultural	7	20,779
Commercial	0	0
Residential	80	1,957,430
Total Real Value	87	1,978,209
Homestead	55	55,000
Veteran	2	60,990
Total Exempt	57	115,990
TIF Increment Value		0
Net Assessed		1,862,219
Under Protest	0	0
Senior Freeze	8	109,110
Capped Parcels	22	90,033

Personal	Count	Value
Agricultural	2	1,715
Commercial	8	102,966
Mobile Home	2	7,449
Total Personal	12	112,130
Total Exempt	0	0
TIF Increment Value		0
Net Assessed		112,130
Under Protest	0	0
Freeport	0	0

Public Service	Count	Value
Total PS Value	7	721,700
TIF Increment Value		0
Net Assessed		721,700
Under Protest	0	0

District Totals	
Total Gross Value	2,812,039
Homestead Loss	55,000
Other Exemption Loss	60,990
TIF Increment Value	0
Retained TIF Value	0
Net Assessed Value	2,696,049
Under Protest	0

Total Valuation



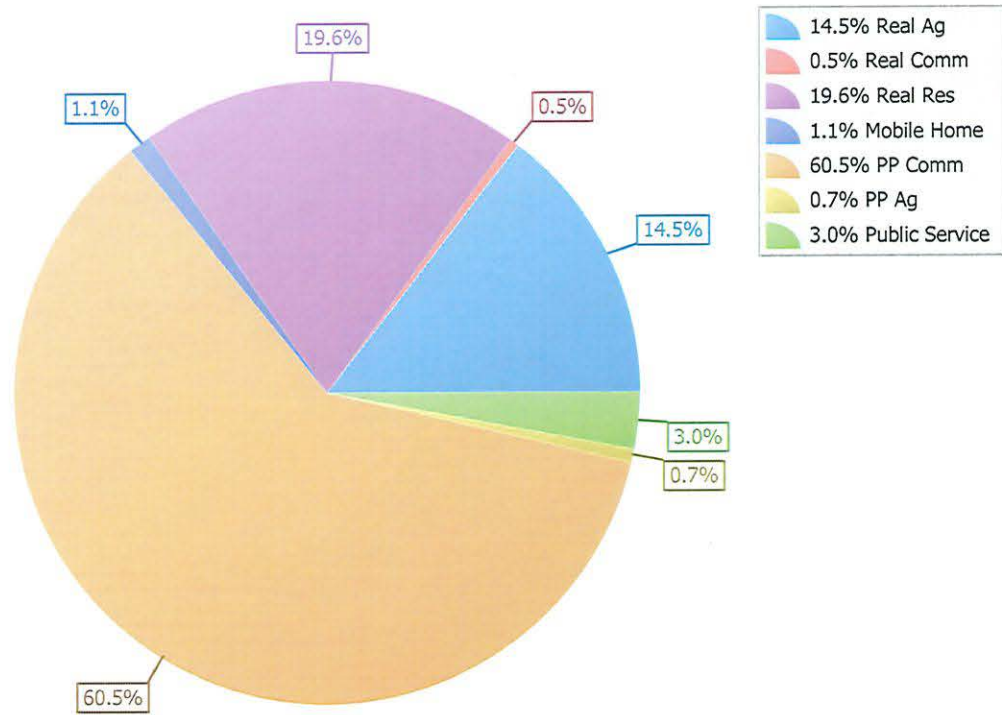
Real	Count	Value
Agricultural	137	1,154,204
Commercial	1	40,011
Residential	178	1,562,151
Total Real Value	316	2,756,366
Homestead	110	119,870
Veteran	7	95,859
Total Exempt	117	215,729
TIF Increment Value		0
Net Assessed		2,540,637
Under Protest	0	0
Senior Freeze	18	119,899
Capped Parcels	60	147,206

Personal	Count	Value
Agricultural	33	56,273
Commercial	19	4,812,598
Mobile Home	33	90,768
Total Personal	85	4,959,639
Total Exempt	6	1,146
TIF Increment Value		0
Net Assessed		4,958,493
Under Protest	0	0
Freeport	0	0

Public Service	Count	Value
Total PS Value	11	236,119
TIF Increment Value		0
Net Assessed		236,119
Under Protest	0	0

District Totals	
Total Gross Value	7,952,124
Homestead Loss	119,870
Other Exemption Loss	97,005
TIF Increment Value	0
Retained TIF Value	0
Net Assessed Value	7,735,249
Under Protest	0

Total Valuation



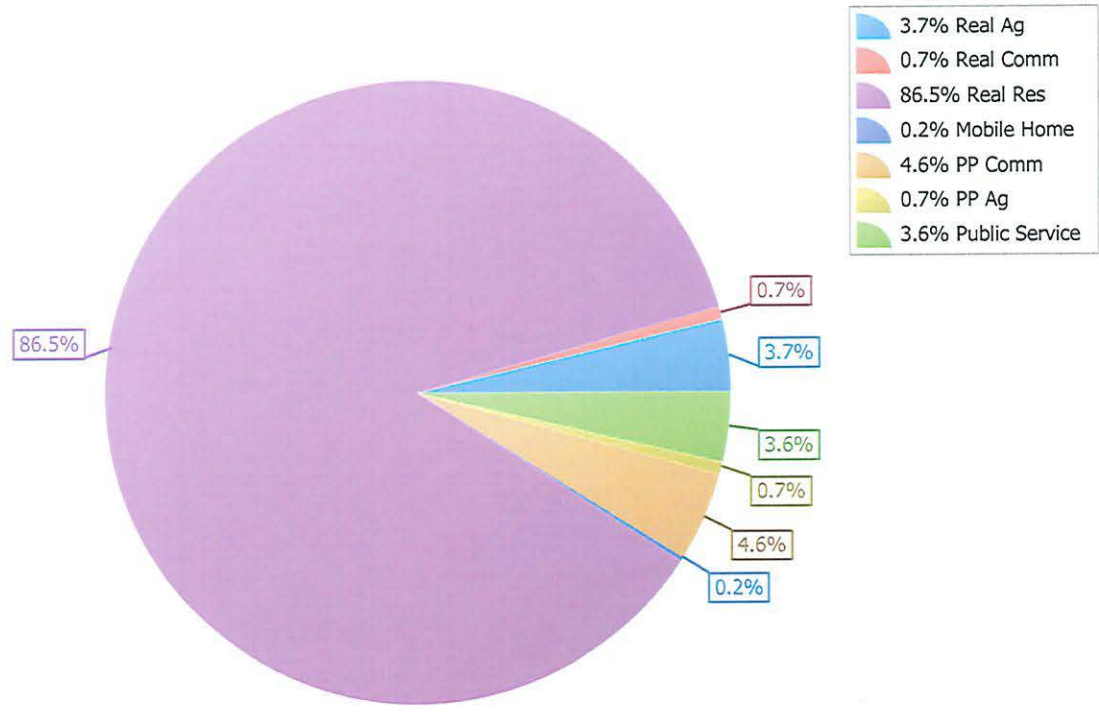
Real	Count	Value
Agricultural	89	812,473
Commercial	6	147,685
Residential	867	18,880,712
Total Real Value	962	19,840,870
Homestead	515	520,000
Veteran	34	932,087
Total Exempt	549	1,452,087
TIF Increment Value		0
Net Assessed		18,388,783
Under Protest	0	0
Senior Freeze	31	597,762
Capped Parcels	269	1,340,294

Personal	Count	Value
Agricultural	54	143,657
Commercial	40	1,010,465
Mobile Home	19	48,366
Total Personal	113	1,202,488
Total Exempt	6	3,370
TIF Increment Value		0
Net Assessed		1,199,118
Under Protest	0	0
Freeport	0	0

Public Service	Count	Value
Total PS Value	12	791,290
TIF Increment Value		0
Net Assessed		791,290
Under Protest	0	0

District Totals	
Total Gross Value	21,834,648
Homestead Loss	520,000
Other Exemption Loss	935,457
TIF Increment Value	0
Retained TIF Value	0
Net Assessed Value	20,379,191
Under Protest	0

Total Valuation



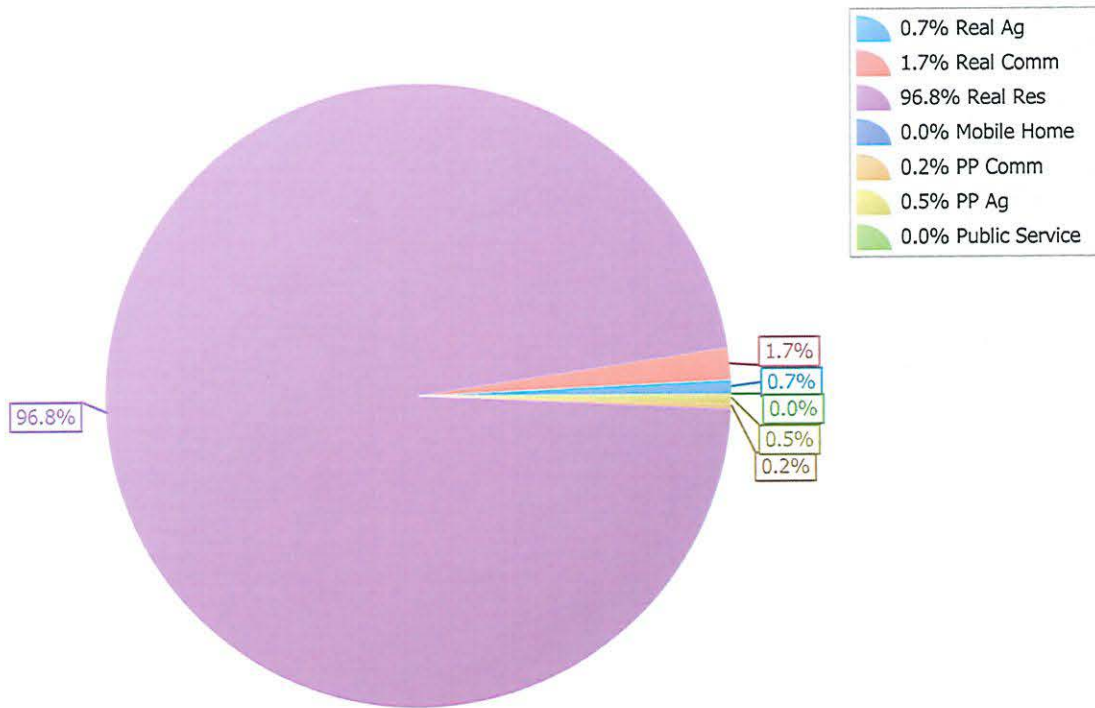
Real	Count	Value
Agricultural	8	57,609
Commercial	3	133,728
Residential	254	7,696,072
Total Real Value	265	7,887,409
Homestead	155	156,000
Veteran	9	317,589
Total Exempt	164	473,589
TIF Increment Value		0
Net Assessed		7,413,820
Under Protest	0	0
Senior Freeze	11	348,075
Capped Parcels	81	535,652

Personal	Count	Value
Agricultural	3	40,438
Commercial	6	16,841
Mobile Home	0	0
Total Personal	9	57,279
Total Exempt	2	400
TIF Increment Value		0
Net Assessed		56,879
Under Protest	0	0
Freeport	0	0

Public Service	Count	Value
Total PS Value	3	2,562
TIF Increment Value		0
Net Assessed		2,562
Under Protest	0	0

District Totals	
Total Grosss Value	7,947,250
Homestead Loss	156,000
Other Exemption Loss	317,989
TIF Increment Value	0
Retained TIF Value	0
Net Assessed Value	7,473,261
Under Protest	0

Total Valuation



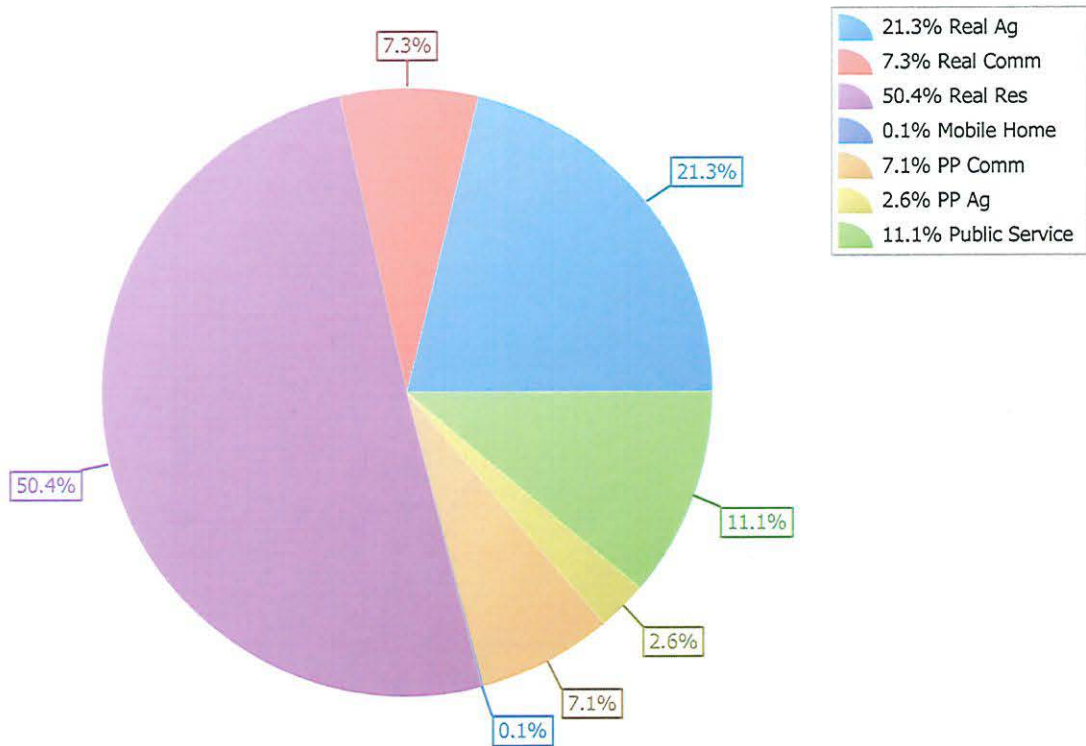
Real	Count	Value
Agricultural	41	210,857
Commercial	3	72,546
Residential	30	500,251
Total Real Value	74	783,654
Homestead	23	24,000
Veteran	1	9,733
Total Exempt	24	33,733
TIF Increment Value		0
Net Assessed		749,921
Under Protest	0	0
Senior Freeze	2	31,124
Capped Parcels	7	10,975

Personal	Count	Value
Agricultural	8	26,275
Commercial	10	70,716
Mobile Home	1	880
Total Personal	19	97,871
Total Exempt	0	0
TIF Increment Value		0
Net Assessed		97,871
Under Protest	0	0
Freeport	0	0

Public Service	Count	Value
Total PS Value	6	110,550
TIF Increment Value		0
Net Assessed		110,550
Under Protest	0	0

District Totals	
Total Gross Value	992,075
Homestead Loss	24,000
Other Exemption Loss	9,733
TIF Increment Value	0
Retained TIF Value	0
Net Assessed Value	958,342
Under Protest	0

Total Valuation



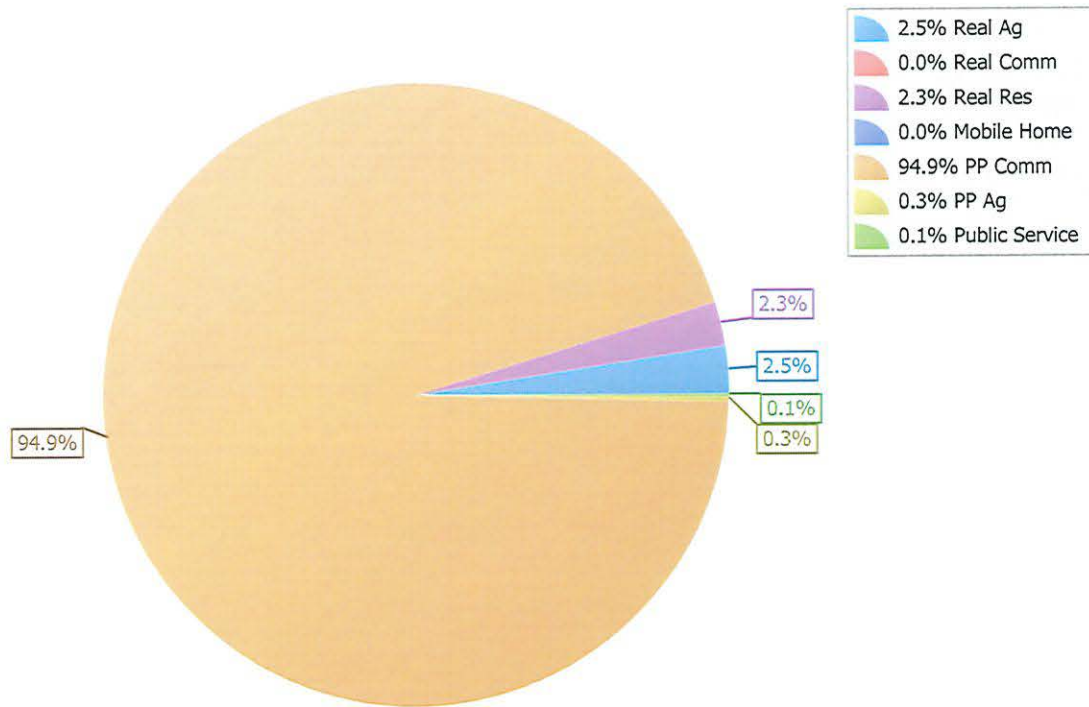
Real	Count	Value
Agricultural	5	18,659
Commercial	0	0
Residential	3	17,246
Total Real Value	8	35,905
Homestead	3	3,000
Veteran	0	0
Total Exempt	3	3,000
TIF Increment Value		0
Net Assessed		32,905
Under Protest	0	0
Senior Freeze	1	7,207
Capped Parcels	0	0

Personal	Count	Value
Agricultural	1	2,020
Commercial	6	719,597
Mobile Home	0	0
Total Personal	7	721,617
Total Exempt	0	0
TIF Increment Value		0
Net Assessed		721,617
Under Protest	0	0
Freeport	0	0

Public Service	Count	Value
Total PS Value	2	1,056
TIF Increment Value		0
Net Assessed		1,056
Under Protest	0	0

District Totals	
Total Gross Value	758,578
Homestead Loss	3,000
Other Exemption Loss	0
TIF Increment Value	0
Retained TIF Value	0
Net Assessed Value	755,578
Under Protest	0

Total Valuation



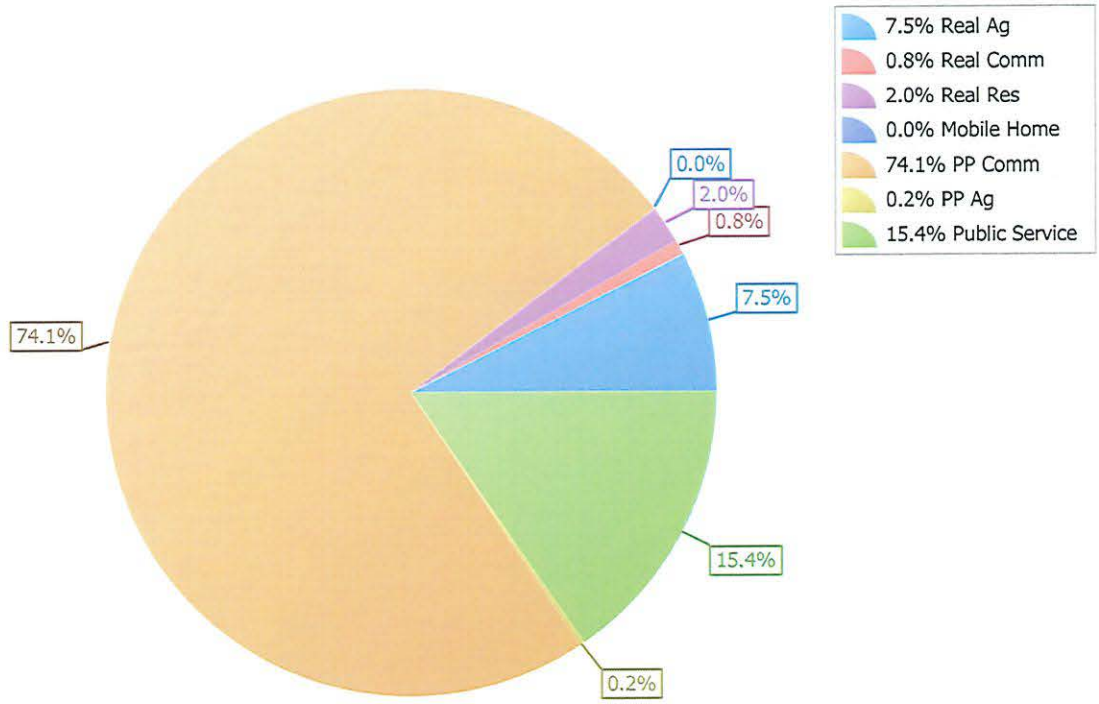
Real	Count	Value
Agricultural	298	1,131,957
Commercial	4	123,161
Residential	52	298,657
Total Real Value	354	1,553,775
Homestead	39	42,000
Veteran	1	8,916
Total Exempt	40	50,916
TIF Increment Value		0
Net Assessed		1,502,859
Under Protest	0	0
Senior Freeze	5	49,060
Capped Parcels	20	31,614

Personal	Count	Value
Agricultural	22	33,448
Commercial	23	11,250,116
Mobile Home	3	7,494
Total Personal	48	11,291,058
Total Exempt	4	680
TIF Increment Value		0
Net Assessed		11,290,378
Under Protest	0	0
Freeport	0	0

Public Service	Count	Value
Total PS Value	11	2,342,291
TIF Increment Value		0
Net Assessed		2,342,291
Under Protest	0	0

District Totals	
Total Gross Value	15,187,124
Homestead Loss	42,000
Other Exemption Loss	9,596
TIF Increment Value	0
Retained TIF Value	0
Net Assessed Value	15,135,528
Under Protest	0

Total Valuation



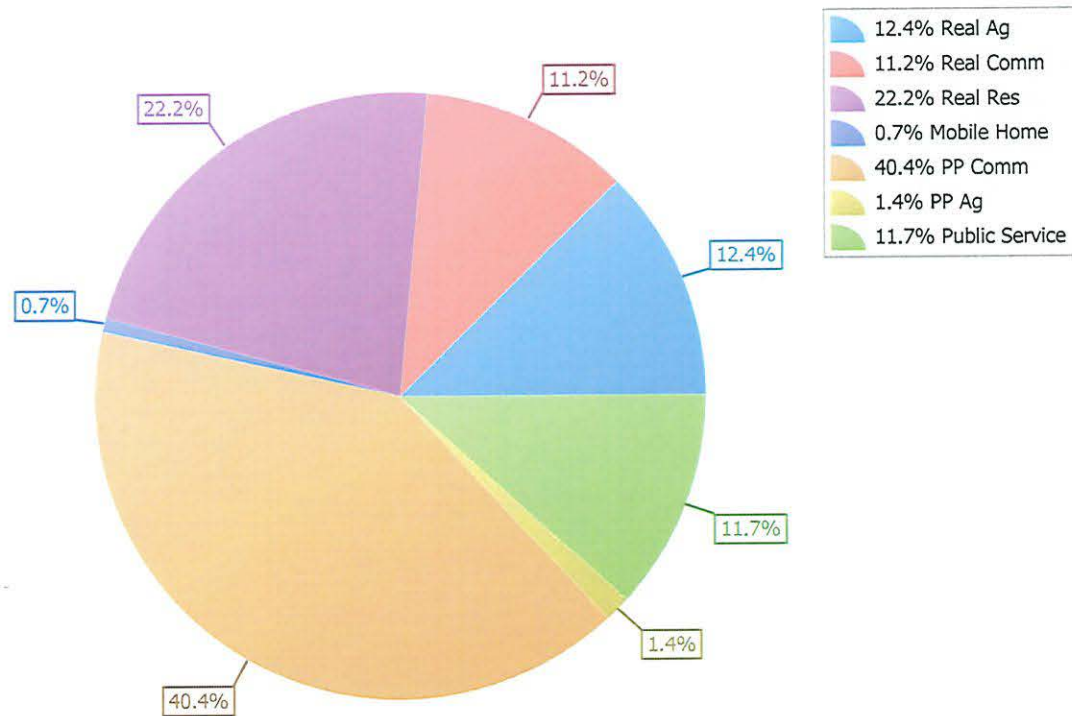
Real	Count	Value
Agricultural	811	5,200,944
Commercial	151	4,690,879
Residential	1,162	9,339,900
Total Real Value	2,124	19,231,723
Homestead	619	659,035
Veteran	25	319,920
Total Exempt	644	978,955
TIF Increment Value		0
Net Assessed		18,252,768
Under Protest	0	0
Senior Freeze	105	882,507
Capped Parcels	440	1,214,946

Personal	Count	Value
Agricultural	173	583,470
Commercial	144	16,959,841
Mobile Home	129	301,505
Total Personal	446	17,844,816
Total Exempt	22	5,504
TIF Increment Value		0
Net Assessed		16,934,922
Under Protest	0	0
Freeport	1	904,390

Public Service	Count	Value
Total PS Value	38	4,936,362
TIF Increment Value		0
Net Assessed		4,936,362
Under Protest	0	0

District Totals	
Total Grosss Value	42,012,901
Homestead Loss	659,035
Other Exemption Loss	325,424
TIF Increment Value	0
Retained TIF Value	0
Net Assessed Value	40,124,052
Under Protest	0

Total Valuation



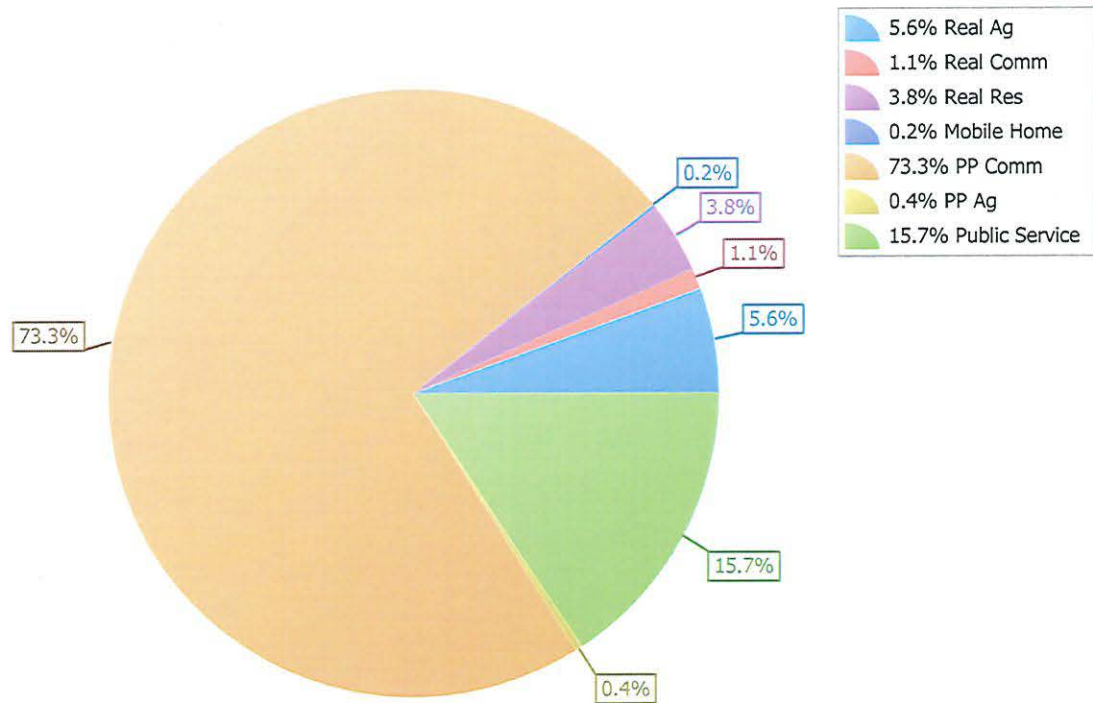
Real	Count	Value
Agricultural	918	5,260,462
Commercial	82	1,044,252
Residential	652	3,572,267
Total Real Value	1,652	9,876,981
Homestead	326	342,214
Veteran	14	173,243
Total Exempt	340	515,457
TIF Increment Value		0
Net Assessed		9,361,524
Under Protest	0	0
Senior Freeze	36	236,660
Capped Parcels	301	295,933

Personal	Count	Value
Agricultural	148	352,552
Commercial	83	69,258,237
Mobile Home	59	167,986
Total Personal	290	69,778,775
Total Exempt	12	2,310
TIF Increment Value		0
Net Assessed		69,776,465
Under Protest	0	0
Freeport	0	0

Public Service	Count	Value
Total PS Value	33	14,798,857
TIF Increment Value		0
Net Assessed		14,798,857
Under Protest	0	0

District Totals	
Total Gross Value	94,454,613
Homestead Loss	342,214
Other Exemption Loss	175,553
TIF Increment Value	0
Retained TIF Value	0
Net Assessed Value	93,936,846
Under Protest	0

Total Valuation



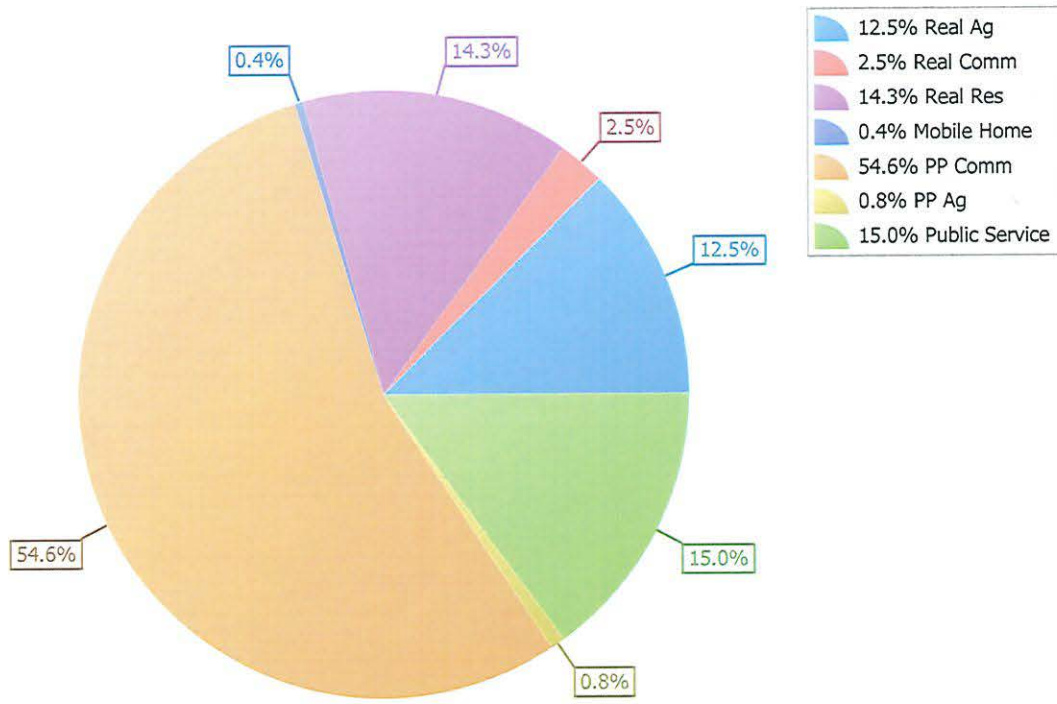
Real	Count	Value
Agricultural	1,191	6,623,156
Commercial	114	1,333,581
Residential	1,217	7,563,004
Total Real Value	2,522	15,519,741
Homestead	652	694,594
Veteran	57	800,666
Total Exempt	709	1,495,260
TIF Increment Value		0
Net Assessed		14,024,481
Under Protest	0	0
Senior Freeze	108	786,512
Capped Parcels	294	453,313

Personal	Count	Value
Agricultural	276	406,022
Commercial	125	28,957,316
Mobile Home	122	231,828
Total Personal	523	29,595,166
Total Exempt	30	6,668
TIF Increment Value		0
Net Assessed		29,588,498
Under Protest	0	0
Freeport	0	0

Public Service	Count	Value
Total PS Value	39	7,935,221
TIF Increment Value		0
Net Assessed		7,935,221
Under Protest	0	0

District Totals	
Total Grosss Value	53,050,128
Homestead Loss	694,594
Other Exemption Loss	807,334
TIF Increment Value	0
Retained TIF Value	0
Net Assessed Value	51,548,200
Under Protest	0

Total Valuation



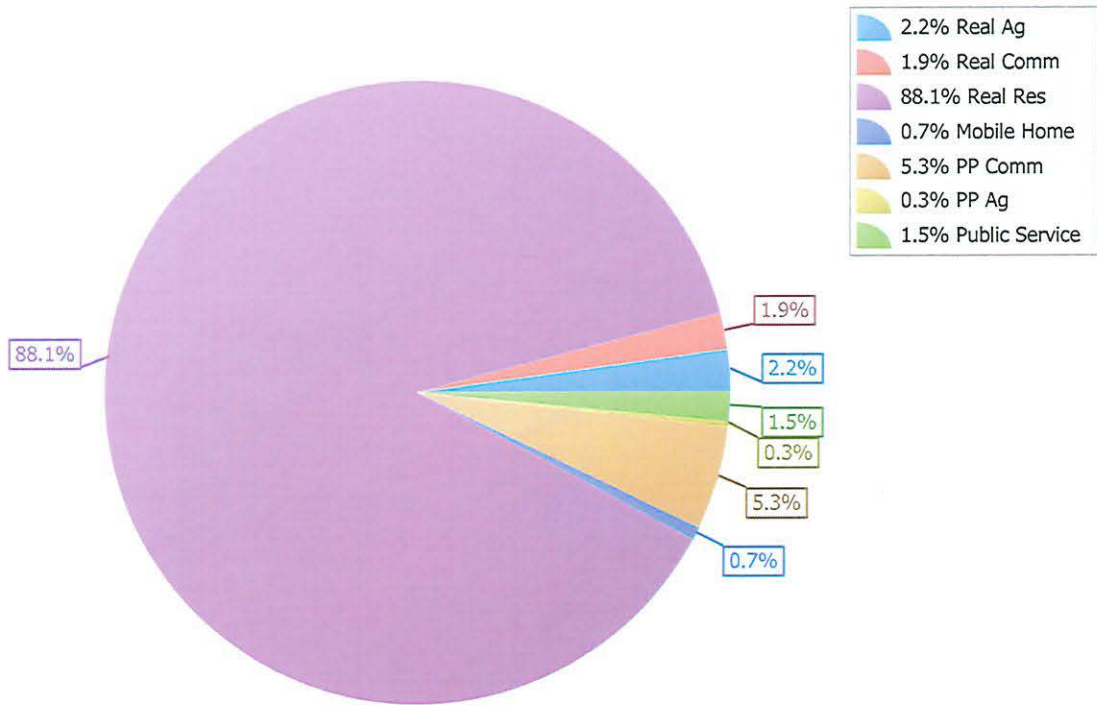
Real	Count	Value
Agricultural	294	1,681,003
Commercial	42	1,481,495
Residential	3,864	68,109,409
Total Real Value	4,200	71,271,907
Homestead	1,977	2,015,165
Veteran	138	3,734,710
Total Exempt	2,115	5,749,875
TIF Increment Value		0
Net Assessed		65,522,032
Under Protest	0	0
Senior Freeze	222	2,901,984
Capped Parcels	1,413	6,462,432

Personal	Count	Value
Agricultural	134	220,964
Commercial	94	4,133,300
Mobile Home	256	509,577
Total Personal	484	4,863,841
Total Exempt	25	8,618
TIF Increment Value		0
Net Assessed		4,855,223
Under Protest	0	0
Freeport	0	0

Public Service	Count	Value
Total PS Value	21	1,186,037
TIF Increment Value		0
Net Assessed		1,186,037
Under Protest	0	0

District Totals	
Total Gross Value	77,321,785
Homestead Loss	2,015,165
Other Exemption Loss	3,743,328
TIF Increment Value	0
Retained TIF Value	0
Net Assessed Value	71,563,292
Under Protest	0

Total Valuation



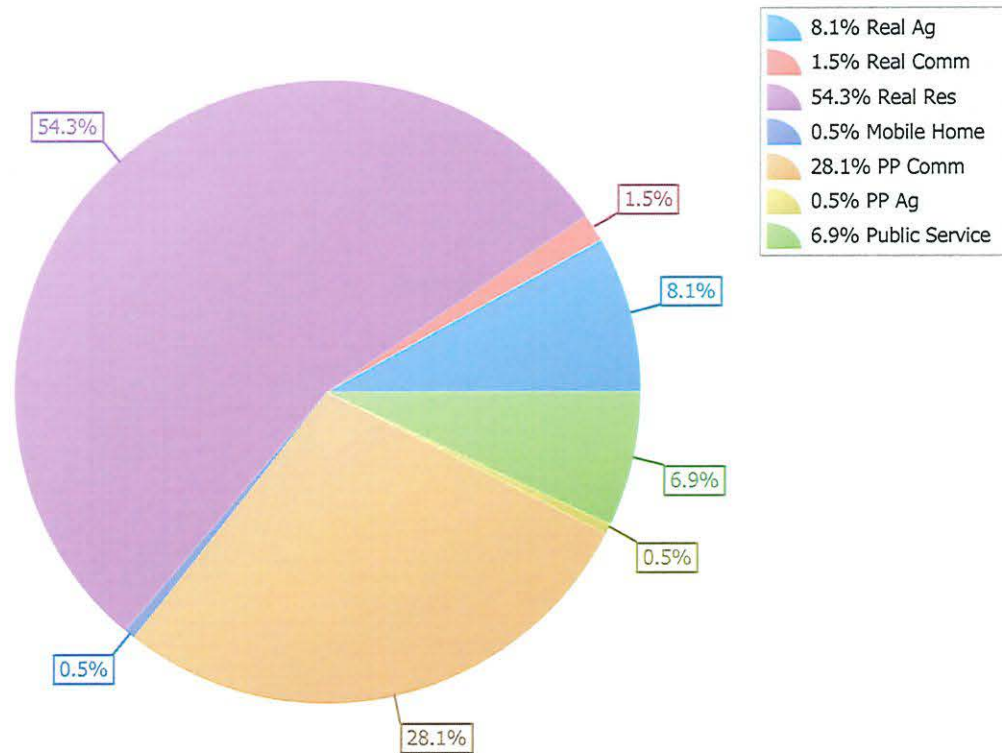
Real	Count	Value
Agricultural	409	3,117,204
Commercial	37	568,127
Residential	1,525	20,854,334
Total Real Value	1,971	24,539,665
Homestead	498	505,607
Veteran	37	1,207,613
Total Exempt	535	1,713,220
TIF Increment Value		0
Net Assessed		22,826,445
Under Protest	0	0
Senior Freeze	43	583,670
Capped Parcels	898	4,222,700

Personal	Count	Value
Agricultural	112	204,909
Commercial	42	10,814,344
Mobile Home	78	208,739
Total Personal	232	11,227,992
Total Exempt	10	1,426
TIF Increment Value		0
Net Assessed		11,226,566
Under Protest	0	0
Freeport	0	0

Public Service	Count	Value
Total PS Value	16	2,670,372
TIF Increment Value		0
Net Assessed		2,670,372
Under Protest	0	0

District Totals	
Total Gross Value	38,438,029
Homestead Loss	505,607
Other Exemption Loss	1,209,039
TIF Increment Value	0
Retained TIF Value	0
Net Assessed Value	36,723,383
Under Protest	0

Total Valuation



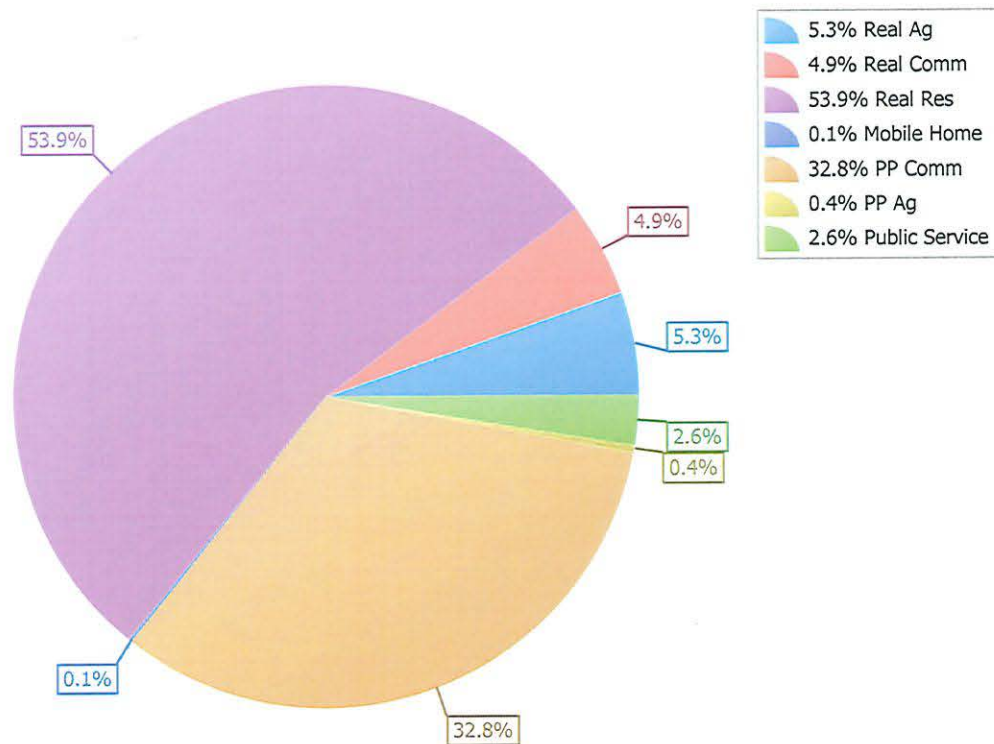
Real	Count	Value
Agricultural	716	8,706,869
Commercial	216	7,966,359
Residential	4,140	87,755,023
Total Real Value	5,072	104,428,251
Homestead	2,264	2,324,585
Veteran	129	4,151,251
Total Exempt	2,393	6,475,836
TIF Increment Value		0
Net Assessed		97,952,415
Under Protest	0	0
Senior Freeze	261	3,618,069
Capped Parcels	1,627	8,571,634

Personal	Count	Value
Agricultural	183	632,829
Commercial	290	53,363,740
Mobile Home	130	232,574
Total Personal	603	54,229,143
Total Exempt	20	7,564
TIF Increment Value		0
Net Assessed		54,221,579
Under Protest	0	0
Freeport	0	0

Public Service	Count	Value
Total PS Value	45	4,223,127
TIF Increment Value		0
Net Assessed		4,223,127
Under Protest	0	0

District Totals	
Total Grosss Value	162,880,521
Homestead Loss	2,324,585
Other Exemption Loss	4,158,815
TIF Increment Value	0
Retained TIF Value	0
Net Assessed Value	156,397,121
Under Protest	0

Total Valuation



Real	Count	Value
Agricultural	271	2,037,343
Commercial	50	412,510
Residential	351	2,334,906
Total Real Value	672	4,784,759
Homestead	195	196,900
Veteran	6	76,988
Total Exempt	201	273,888
TIF Increment Value		0
Net Assessed		4,510,871
Under Protest	0	0
Senior Freeze	18	166,514
Capped Parcels	110	116,215

Personal	Count	Value
Agricultural	50	336,225
Commercial	50	1,423,774
Mobile Home	19	23,543
Total Personal	119	1,783,542
Total Exempt	5	971
TIF Increment Value		0
Net Assessed		1,782,571
Under Protest	0	0
Freeport	0	0

Public Service	Count	Value
Total PS Value	32	1,721,319
TIF Increment Value		0
Net Assessed		1,721,319
Under Protest	0	0

District Totals	
Total Gross Value	8,289,620
Homestead Loss	196,900
Other Exemption Loss	77,959
TIF Increment Value	0
Retained TIF Value	0
Net Assessed Value	8,014,761
Under Protest	0

Total Valuation

